


Neuschwanstein Castle

by

Ann Logan





















































































<https://www.cross-stitch-pattern.net>



















This kit was designed and created on StitchCraft software

<http://www.stitchcraft.info>

Key

Color	Symbol	Cat No.	Brand	Type	Stitches	Skeins
		3747	D.M.C.	Stranded Cotton	330	0.2
		341	D.M.C.	Stranded Cotton	706	0.4
		157	D.M.C.	Stranded Cotton	593	0.4
		794	D.M.C.	Stranded Cotton	1210	0.7
		793	D.M.C.	Stranded Cotton	239	0.2
		159	D.M.C.	Stranded Cotton	1187	0.7
		160	D.M.C.	Stranded Cotton	260	0.2
		3756	D.M.C.	Stranded Cotton	217	0.2
		775	D.M.C.	Stranded Cotton	256	0.2
		3841	D.M.C.	Stranded Cotton	248	0.2
		3752	D.M.C.	Stranded Cotton	598	0.4
		932	D.M.C.	Stranded Cotton	230	0.2
		936	D.M.C.	Stranded Cotton	303	0.2
		934	D.M.C.	Stranded Cotton	315	0.2
		730	D.M.C.	Stranded Cotton	168	0.1
		3011	D.M.C.	Stranded Cotton	392	0.3
		370	D.M.C.	Stranded Cotton	396	0.3
		831	D.M.C.	Stranded Cotton	295	0.2
		830	D.M.C.	Stranded Cotton	527	0.3
		613	D.M.C.	Stranded Cotton	316	0.2
		612	D.M.C.	Stranded Cotton	327	0.2
		611	D.M.C.	Stranded Cotton	328	0.2
		3047	D.M.C.	Stranded Cotton	290	0.2
		3046	D.M.C.	Stranded Cotton	261	0.2
		677	D.M.C.	Stranded Cotton	419	0.3
		3828	D.M.C.	Stranded Cotton	289	0.2
		420	D.M.C.	Stranded Cotton	364	0.2
		729	D.M.C.	Stranded Cotton	222	0.2
		3829	D.M.C.	Stranded Cotton	448	0.3
		3823	D.M.C.	Stranded Cotton	254	0.2
		976	D.M.C.	Stranded Cotton	212	0.2
		739	D.M.C.	Stranded Cotton	163	0.1
		738	D.M.C.	Stranded Cotton	284	0.2
		434	D.M.C.	Stranded Cotton	518	0.3
		898	D.M.C.	Stranded Cotton	471	0.3
		938	D.M.C.	Stranded Cotton	415	0.3
		3371	D.M.C.	Stranded Cotton	584	0.4
		3865	D.M.C.	Stranded Cotton	267	0.2
		642	D.M.C.	Stranded Cotton	311	0.2
		3021	D.M.C.	Stranded Cotton	176	0.1
		3781	D.M.C.	Stranded Cotton	263	0.2
		842	D.M.C.	Stranded Cotton	172	0.1

Key

Color	Symbol	Cat No.	Brand	Type	Stitches	Skeins
		840	D.M.C.	Stranded Cotton	132	0.1
		646	D.M.C.	Stranded Cotton	316	0.2
		762	D.M.C.	Stranded Cotton	763	0.5
		415	D.M.C.	Stranded Cotton	923	0.5
		318	D.M.C.	Stranded Cotton	160	0.1
		168	D.M.C.	Stranded Cotton	321	0.2
		3799	D.M.C.	Stranded Cotton	230	0.2
		310	D.M.C.	Stranded Cotton	259	0.2

Notes

Material Type: Aida Generic White

Sewing Count: 14/inch or 55/100mm

Design Size: 169 x 112 stitches


Sewn Design Size: 12.1 x 8 inches or 307 x 203 mm


Suggested Material Size: 18 x 13.9 inches or 457 x 353 mm


Stitch Style: Cross-stitch Using 2 strands


Below is a plan showing how the chart pages fit together.
The page number is shown at the top left of each chart page.


A:1	B:1	C:1
A:2	B:2	C:2












StitchCraft

Design your own Cross Stitch on Computer!


StitchCraft is the perfect tool for anyone who loves needlework. With StitchCraft you can sew the sample charts provided, easily turn photos into ready-to-sew charts or design your own beautiful charts for cross stitch, tapestry, knitting, rug hooking, beadwork and any other grid-based needlework. StitchCraft is easy-to-use leaving you free to be creative!

Over 120 Sample Charts




StitchCraft comes with over 120 ready to sew charts from top designers like DMC, Coats & Vivienne Garforth. The hardest part is choosing which design to sew first!

Design Charts from Photos



Ever wished you could turn favourite photos into needlework designs? Now it's easy! StitchCraft will lead you through the options for your new chart, and in minutes it's ready to print out and sew.


Designing Freehand



How about designing your own chart? StitchCraft has an extensive range of easy-to-use tools for designing your own charts. It won't be long before you're designing like a pro too.

STITCHCRAFT ALLOWS YOU TO:

- Design charts using a large range of tools including full stitch, halfstitch & backstitch
 - Move, copy, mirror & rotate sections of charts
 - View your designs on screen in beautiful lifelike stitches - simulated cross stitch, tent stitch, & beads
 - View by colour, symbols or both
 - Design charts using thread & material colours from on screen catalogs, just like shade cards
 - Match any colour to the nearest catalogue number
 - Change colours and/or symbols at any stage
 - Save cut-outs as library files
 - Print charts in symbols or lifelike stitches
 - Print the instructions & a key
 - Print your designs straight onto material or transfer paper with Stampstitch
 - Share your designs with your friends by e-mail
 - Also StitchCraft comes with full on-screen tutorial, online help, manual & full technical support
- Plus loads more...



For more information please visit us at: www.stitchcraft.info