

Dallol Volcano

by

Ann Logan





















































































<http://www.cross-stitch-pattern.net>













This kit was designed and created on StitchCraft software

<http://www.stitchcraft.info>

Key

Color	Symbol	Cat No.	Brand	Type	Stitches	Skeins
		3840	D.M.C.	Stranded Cotton	2041	1.1
		809	D.M.C.	Stranded Cotton	452	0.3
		161	D.M.C.	Stranded Cotton	701	0.4
		3756	D.M.C.	Stranded Cotton	1047	0.6
		775	D.M.C.	Stranded Cotton	743	0.4
		3841	D.M.C.	Stranded Cotton	452	0.3
		312	D.M.C.	Stranded Cotton	474	0.3
		3752	D.M.C.	Stranded Cotton	972	0.6
		928	D.M.C.	Stranded Cotton	552	0.3
		927	D.M.C.	Stranded Cotton	991	0.6
		503	D.M.C.	Stranded Cotton	1130	0.7
		3347	D.M.C.	Stranded Cotton	823	0.5
		704	D.M.C.	Stranded Cotton	528	0.3
		907	D.M.C.	Stranded Cotton	887	0.5
		906	D.M.C.	Stranded Cotton	787	0.5
		471	D.M.C.	Stranded Cotton	1139	0.7
		469	D.M.C.	Stranded Cotton	649	0.4
		3053	D.M.C.	Stranded Cotton	1408	0.8
		524	D.M.C.	Stranded Cotton	1075	0.6
		581	D.M.C.	Stranded Cotton	791	0.5
		734	D.M.C.	Stranded Cotton	574	0.4
		733	D.M.C.	Stranded Cotton	573	0.4
		3047	D.M.C.	Stranded Cotton	584	0.4
		3045	D.M.C.	Stranded Cotton	799	0.5
		420	D.M.C.	Stranded Cotton	970	0.6
		869	D.M.C.	Stranded Cotton	943	0.6
		729	D.M.C.	Stranded Cotton	818	0.5
		3829	D.M.C.	Stranded Cotton	816	0.5
		3822	D.M.C.	Stranded Cotton	681	0.4
		3821	D.M.C.	Stranded Cotton	813	0.5
		3820	D.M.C.	Stranded Cotton	650	0.4
		3852	D.M.C.	Stranded Cotton	452	0.3
		726	D.M.C.	Stranded Cotton	327	0.2
		437	D.M.C.	Stranded Cotton	1167	0.7
		434	D.M.C.	Stranded Cotton	898	0.5
		433	D.M.C.	Stranded Cotton	1098	0.6
		938	D.M.C.	Stranded Cotton	985	0.6
		3371	D.M.C.	Stranded Cotton	895	0.5
		3864	D.M.C.	Stranded Cotton	699	0.4
		3863	D.M.C.	Stranded Cotton	954	0.6
		3865	D.M.C.	Stranded Cotton	482	0.3
		822	D.M.C.	Stranded Cotton	627	0.4

Key

Color	Symbol	Cat No.	Brand	Type	Stitches	Skeins
		3790	D.M.C.	Stranded Cotton	804	0.5
		842	D.M.C.	Stranded Cotton	585	0.4
		841	D.M.C.	Stranded Cotton	953	0.6
		839	D.M.C.	Stranded Cotton	616	0.4
		3799	D.M.C.	Stranded Cotton	596	0.4

Notes

Material Type: Aida Generic White

Sewing Count: 14/inch or 55/100mm

Design Size: 239 x 159 stitches


Sewn Design Size: 17.1 x 11.4 inches or 434 x 289 mm


Suggested Material Size: 23 x 17.3 inches or 584 x 439 mm


Stitch Style: Cross-stitch Using 2 strands

Below is a plan showing how the chart pages fit together.
The page number is shown at the top left of each chart page.

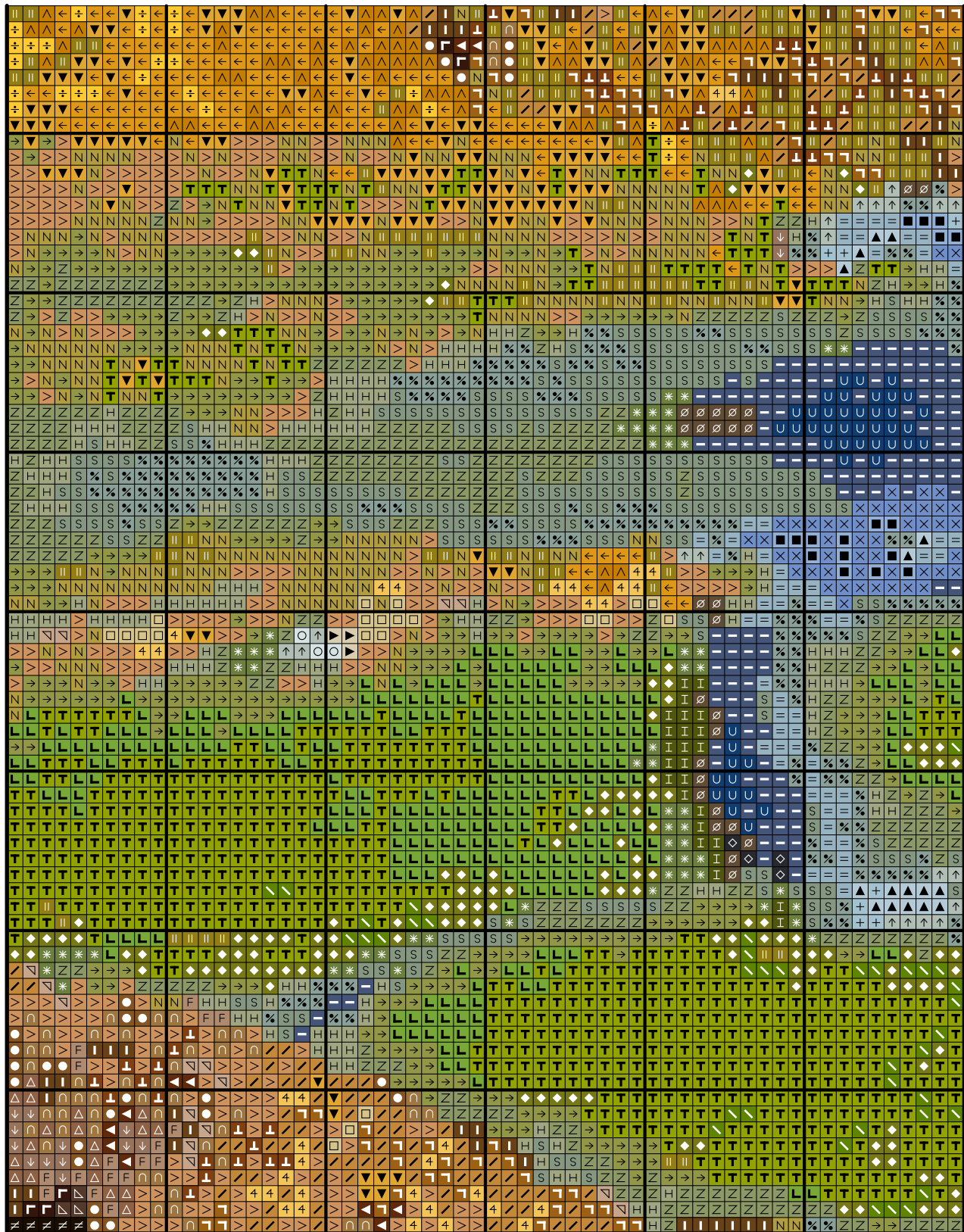
A:1	B:1	C:1	D:1
A:2	B:2	C:2	D:2


















StitchCraft

Design your own Cross Stitch on Computer!


StitchCraft is the perfect tool for anyone who loves needlework. With StitchCraft you can sew the sample charts provided, easily turn photos into ready-to-sew charts or design your own beautiful charts for cross stitch, tapestry, knitting, rug hooking, beadwork and any other grid-based needlework. StitchCraft is easy-to-use leaving you free to be creative!

Over 120 Sample Charts




StitchCraft comes with over 120 ready to sew charts from top designers like DMC, Coats & Vivienne Garforth. The hardest part is choosing which design to sew first!

Design Charts from Photos



Ever wished you could turn favourite photos into needlework designs? Now it's easy! StitchCraft will lead you through the options for your new chart, and in minutes it's ready to print out and sew.


Designing Freehand



How about designing your own chart? StitchCraft has an extensive range of easy-to-use tools for designing your own charts. It won't be long before you're designing like a pro too.

STITCHCRAFT ALLOWS YOU TO:

- Design charts using a large range of tools including full stitch, halfstitch & backstitch
 - Move, copy, mirror & rotate sections of charts
 - View your designs on screen in beautiful lifelike stitches - simulated cross stitch, tent stitch, & beads
 - View by colour, symbols or both
 - Design charts using thread & material colours from on screen catalogs, just like shade cards
 - Match any colour to the nearest catalogue number
 - Change colours and/or symbols at any stage
 - Save cut-outs as library files
 - Print charts in symbols or lifelike stitches
 - Print the instructions & a key
 - Print your designs straight onto material or transfer paper with Stampstitch
 - Share your designs with your friends by e-mail
 - Also StitchCraft comes with full on-screen tutorial, online help, manual & full technical support
- Plus loads more...



For more information please visit us at: www.stitchcraft.info