


# Abstract

by

Ann Logan











































<http://www.cross-stitch-pattern.net>



This kit was designed and created on StitchCraft software

<http://www.stitchcraft.info>

# Key

Color	Symbol	Cat No.	Brand	Type	Stitches	Skeins
		315	D.M.C.	Stranded Cotton	346	0.2
		3834	D.M.C.	Stranded Cotton	410	0.3
		550	D.M.C.	Stranded Cotton	1081	0.6
		158	D.M.C.	Stranded Cotton	487	0.3
		791	D.M.C.	Stranded Cotton	938	0.6
		826	D.M.C.	Stranded Cotton	651	0.4
		312	D.M.C.	Stranded Cotton	715	0.4
		803	D.M.C.	Stranded Cotton	875	0.5
		336	D.M.C.	Stranded Cotton	1072	0.6
		3761	D.M.C.	Stranded Cotton	713	0.4
		3809	D.M.C.	Stranded Cotton	782	0.5
		3808	D.M.C.	Stranded Cotton	1065	0.6
		3847	D.M.C.	Stranded Cotton	638	0.4
		958	D.M.C.	Stranded Cotton	969	0.6
		3814	D.M.C.	Stranded Cotton	478	0.3
		911	D.M.C.	Stranded Cotton	464	0.3
		3818	D.M.C.	Stranded Cotton	1457	0.8
		890	D.M.C.	Stranded Cotton	8673	4.7
		700	D.M.C.	Stranded Cotton	594	0.4
		898	D.M.C.	Stranded Cotton	28	0.1
		938	D.M.C.	Stranded Cotton	64	0.1

## Notes

Material Type: Aida Generic White

Sewing Count: 14/inch or 55/100mm

Design Size: 150 x 150 stitches


Sewn Design Size: 10.7 x 10.7 inches or 272 x 272 mm

Suggested Material Size: 16.6 x 16.6 inches or 422 x 422 mm

Stitch Style: Cross-stitch Using 2 strands

Below is a plan showing how the chart pages fit together.  
The page number is shown at the top left of each chart page.

A:1	B:1	C:1
A:2	B:2	C:2










The table consists of 20 rows and 100 columns of symbols. The symbols are primarily letters (I, S, T, U, L, V, O), numbers (1-9), and various mathematical and logical symbols (arrows, asterisks, percent signs, less than/greater than signs, equals signs, plus/minus signs). The symbols are arranged in a complex, non-random pattern, with some rows showing more variation than others. The grid is color-coded with a gradient from dark green on the left to dark blue on the right.








# StitchCraft

## *Design your own Cross Stitch on Computer!*


StitchCraft is the perfect tool for anyone who loves needlework. With StitchCraft you can sew the sample charts provided, easily turn photos into ready-to-sew charts or design your own beautiful charts for cross stitch, tapestry, knitting, rug hooking, beadwork and any other grid-based needlework. StitchCraft is easy-to-use leaving you free to be creative!

### Over 120 Sample Charts




*StitchCraft comes with over 120 ready to sew charts from top designers like DMC, Coats & Vivienne Garforth. The hardest part is choosing which design to sew first!*

### Design Charts from Photos



*Ever wished you could turn favourite photos into needlework designs? Now it's easy! StitchCraft will lead you through the options for your new chart, and in minutes it's ready to print out and sew.*

### Designing Freehand




*How about designing your own chart? StitchCraft has an extensive range of easy-to-use tools for designing your own charts. It won't be long before you're designing like a pro too.*

### STITCHCRAFT ALLOWS YOU TO:

- Design charts using a large range of tools including full stitch, halfstitch & backstitch
- Move, copy, mirror & rotate sections of charts
- View your designs on screen in beautiful lifelike stitches - simulated cross stitch, tent stitch, & beads
- View by colour, symbols or both
- Design charts using thread & material colours from on screen catalogs, just like shade cards
- Match any colour to the nearest catalogue number
- Change colours and/or symbols at any stage
- Save cut-outs as library files
- Print charts in symbols or lifelike stitches
- Print the instructions & a key
- Print your designs straight onto material or transfer paper with Stampstitch
- Share your designs with your friends by e-mail
- Also StitchCraft comes with full on-screen tutorial, online help, manual & full technical support

Plus loads more...



For more information please visit us at: [www.stitchcraft.info](http://www.stitchcraft.info)