

Night In Philippines

by

Ann Logan





















































































www.cross-stitch-pattern.net



















This kit was designed and created on StitchCraft software

<http://www.stitchcraft.info>

Key

Color	Symbol	Cat No.	Brand	Type	Stitches	Skeins
		156	D.M.C.	Stranded Cotton	501	0.3
		794	D.M.C.	Stranded Cotton	1107	0.6
		3839	D.M.C.	Stranded Cotton	500	0.3
		813	D.M.C.	Stranded Cotton	135	0.1
		159	D.M.C.	Stranded Cotton	3784	2.1
		160	D.M.C.	Stranded Cotton	1281	0.7
		334	D.M.C.	Stranded Cotton	801	0.5
		939	D.M.C.	Stranded Cotton	264	0.2
		3752	D.M.C.	Stranded Cotton	1900	1.1
		932	D.M.C.	Stranded Cotton	1778	1.0
		931	D.M.C.	Stranded Cotton	188	0.2
		928	D.M.C.	Stranded Cotton	1033	0.6
		927	D.M.C.	Stranded Cotton	615	0.4
		524	D.M.C.	Stranded Cotton	338	0.2
		834	D.M.C.	Stranded Cotton	237	0.2
		613	D.M.C.	Stranded Cotton	350	0.2
		3047	D.M.C.	Stranded Cotton	339	0.2
		3046	D.M.C.	Stranded Cotton	339	0.2
		677	D.M.C.	Stranded Cotton	360	0.2
		422	D.M.C.	Stranded Cotton	272	0.2
		420	D.M.C.	Stranded Cotton	217	0.2
		745	D.M.C.	Stranded Cotton	464	0.3
		744	D.M.C.	Stranded Cotton	285	0.2
		951	D.M.C.	Stranded Cotton	455	0.3
		721	D.M.C.	Stranded Cotton	258	0.2
		3823	D.M.C.	Stranded Cotton	414	0.3
		3855	D.M.C.	Stranded Cotton	202	0.2
		3826	D.M.C.	Stranded Cotton	234	0.2
		3857	D.M.C.	Stranded Cotton	272	0.2
		453	D.M.C.	Stranded Cotton	210	0.2
		739	D.M.C.	Stranded Cotton	299	0.2
		938	D.M.C.	Stranded Cotton	234	0.2
		3371	D.M.C.	Stranded Cotton	1001	0.6
		Ecru	D.M.C.	Stranded Cotton	649	0.4
		822	D.M.C.	Stranded Cotton	473	0.3
		644	D.M.C.	Stranded Cotton	390	0.3
		640	D.M.C.	Stranded Cotton	180	0.1
		3024	D.M.C.	Stranded Cotton	383	0.3
		3033	D.M.C.	Stranded Cotton	422	0.3
		3790	D.M.C.	Stranded Cotton	182	0.1
		3781	D.M.C.	Stranded Cotton	141	0.1
		3866	D.M.C.	Stranded Cotton	1347	0.8

Key

Color	Symbol	Cat No.	Brand	Type	Stitches	Skeins
		3072	D.M.C.	Stranded Cotton	464	0.3
		648	D.M.C.	Stranded Cotton	498	0.3
		415	D.M.C.	Stranded Cotton	1400	0.8
		318	D.M.C.	Stranded Cotton	147	0.1
		168	D.M.C.	Stranded Cotton	914	0.5
		413	D.M.C.	Stranded Cotton	211	0.2
		3799	D.M.C.	Stranded Cotton	258	0.2
		310	D.M.C.	Stranded Cotton	9299	5.0

Notes

Material Type: Aida Generic White

Sewing Count: 14/inch or 55/100mm

Design Size: 225 x 169 stitches

Sewn Design Size: 16.1 x 12.1 inches or 408 x 307 mm

Suggested Material Size: 22 x 18 inches or 558 x 457 mm

Stitch Style: Cross-stitch Using 2 strands

Below is a plan showing how the chart pages fit together.
The page number is shown at the top left of each chart page.


A:1	B:1	C:1	D:1
A:2	B:2	C:2	D:2

StitchCraft

Design your own Cross Stitch on Computer!


StitchCraft is the perfect tool for anyone who loves needlework. With StitchCraft you can sew the sample charts provided, easily turn photos into ready-to-sew charts or design your own beautiful charts for cross stitch, tapestry, knitting, rug hooking, beadwork and any other grid-based needlework. StitchCraft is easy-to-use leaving you free to be creative!

Over 120 Sample Charts




StitchCraft comes with over 120 ready to sew charts from top designers like DMC, Coats & Vivienne Garforth. The hardest part is choosing which design to sew first!

Design Charts from Photos



Ever wished you could turn favourite photos into needlework designs? Now it's easy! StitchCraft will lead you through the options for your new chart, and in minutes it's ready to print out and sew.


Designing Freehand



How about designing your own chart? StitchCraft has an extensive range of easy-to-use tools for designing your own charts. It won't be long before you're designing like a pro too.

STITCHCRAFT ALLOWS YOU TO:

- Design charts using a large range of tools including full stitch, halfstitch & backstitch
 - Move, copy, mirror & rotate sections of charts
 - View your designs on screen in beautiful lifelike stitches - simulated cross stitch, tent stitch, & beads
 - View by colour, symbols or both
 - Design charts using thread & material colours from on screen catalogs, just like shade cards
 - Match any colour to the nearest catalogue number
 - Change colours and/or symbols at any stage
 - Save cut-outs as library files
 - Print charts in symbols or lifelike stitches
 - Print the instructions & a key
 - Print your designs straight onto material or transfer paper with Stampstitch
 - Share your designs with your friends by e-mail
 - Also StitchCraft comes with full on-screen tutorial, online help, manual & full technical support
- Plus loads more...



For more information please visit us at: www.stitchcraft.info