Sacred Heart of Jesus

by

Ann Logan

http://www.cross-stitch-pattern.net

This kit was designed and created on StitchCraft software

http://www.stitchcraft.info

Key

Color	Symbol	Cat No.	Brand	Type	Stitches	Skeins
	×	341	D.M.C.	Stranded Cotton	316	0.2
	○	157	D.M.C.	Stranded Cotton	1167	0.7
	▲	794	D.M.C.	Stranded Cotton	618	0.4
	L	3756	D.M.C.	Stranded Cotton	1833	1.0
	T	775	D.M.C.	Stranded Cotton	839	0.5
	\	3841	D.M.C.	Stranded Cotton	510	0.3
	→	3753	D.M.C.	Stranded Cotton	303	0.2
	I	3752	D.M.C.	Stranded Cotton	556	0.3
	=	Blanc	D.M.C.	Stranded Cotton	965	0.6
	□	3865	D.M.C.	Stranded Cotton	2833	1.6
	∩	762	D.M.C.	Stranded Cotton	2486	1.4
	●	415	D.M.C.	Stranded Cotton	314	0.2
	I	318	D.M.C.	Stranded Cotton	230	0.2
	⌉	168	D.M.C.	Stranded Cotton	204	0.2
	■	760	D.M.C.	Stranded Cotton	742	0.4
	–	934	D.M.C.	Stranded Cotton	103	0.1
	○	613	D.M.C.	Stranded Cotton	698	0.4
	▲	611	D.M.C.	Stranded Cotton	469	0.3
	+	920	D.M.C.	Stranded Cotton	583	0.4
	U	758	D.M.C.	Stranded Cotton	1263	0.7
	=	3778	D.M.C.	Stranded Cotton	1677	0.9
	↑	356	D.M.C.	Stranded Cotton	2406	1.3
	%	3830	D.M.C.	Stranded Cotton	2048	1.1
	▽	355	D.M.C.	Stranded Cotton	972	0.6
	S	3772	D.M.C.	Stranded Cotton	460	0.3
	✳	3371	D.M.C.	Stranded Cotton	16	0.1
	L	543	D.M.C.	Stranded Cotton	877	0.5
	\	Ecru	D.M.C.	Stranded Cotton	1284	0.7
	<	640	D.M.C.	Stranded Cotton	489	0.3
	→	3021	D.M.C.	Stranded Cotton	247	0.2
	I	3023	D.M.C.	Stranded Cotton	361	0.2
	Z	3022	D.M.C.	Stranded Cotton	209	0.2
	H	535	D.M.C.	Stranded Cotton	31	0.1
	◆	3033	D.M.C.	Stranded Cotton	785	0.5
	N	3032	D.M.C.	Stranded Cotton	1216	0.7
	‖	3781	D.M.C.	Stranded Cotton	464	0.3
	□	3866	D.M.C.	Stranded Cotton	842	0.5
	∩	842	D.M.C.	Stranded Cotton	817	0.5
	●	3072	D.M.C.	Stranded Cotton	666	0.4
	I	645	D.M.C.	Stranded Cotton	101	0.1

Notes

Material Type: Aida Generic White

Sewing Count: 14/inch or 55/100mm

Design Size: 110 x 300 stitches

Sewn Design Size: 7.9 x 21.4 inches or 200 x 544 mm

Suggested Material Size: 13.8 x 27.3 inches or 350 x 694 mm

Stitch Style: Cross-stitch Using 2 strands

Below is a plan showing how the chart pages fit together.
The page number is shown at the top left of each chart page.

A:1	B:1
A:2	B:2
A:3	B:3
A:4	B:4





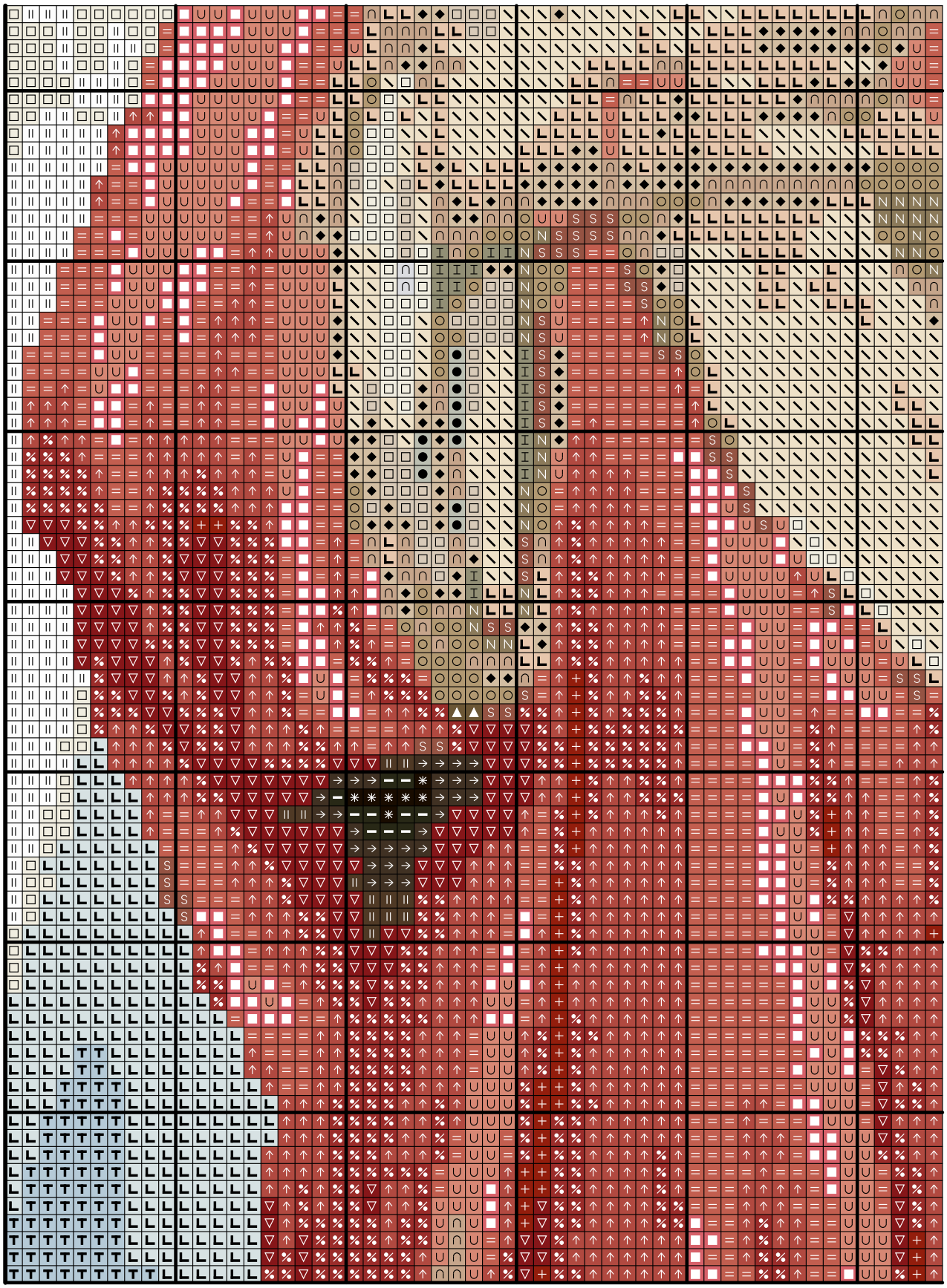



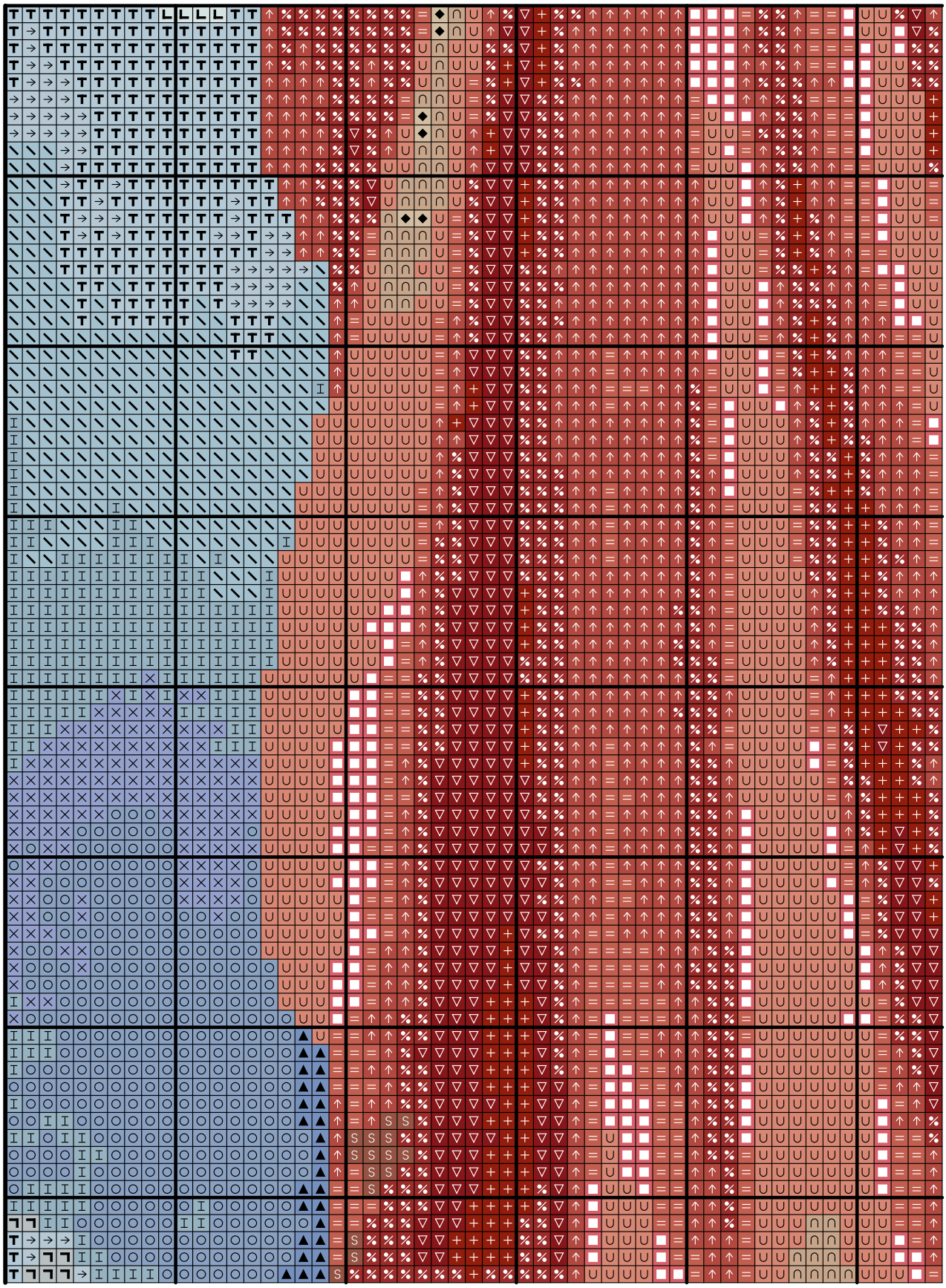

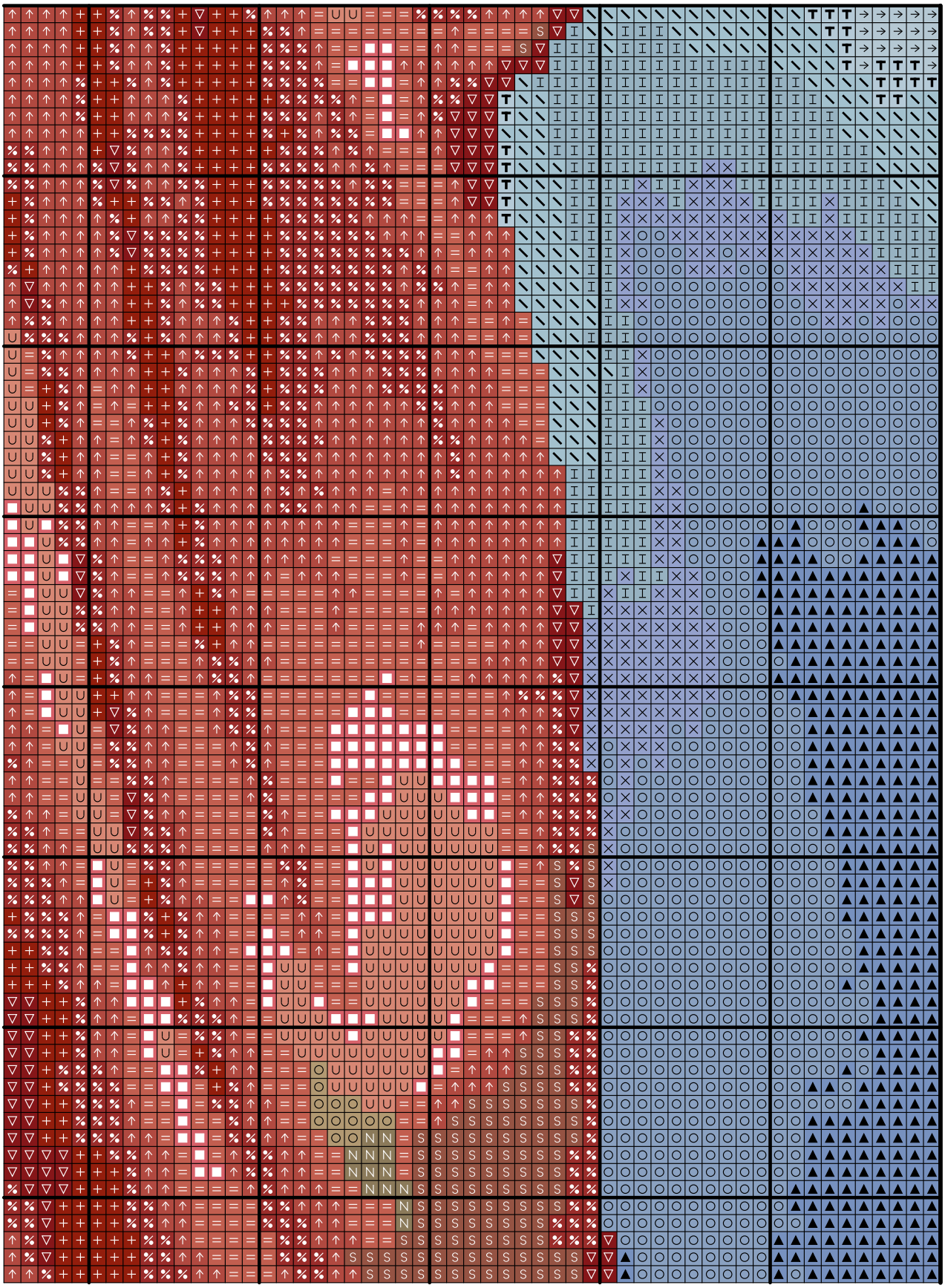

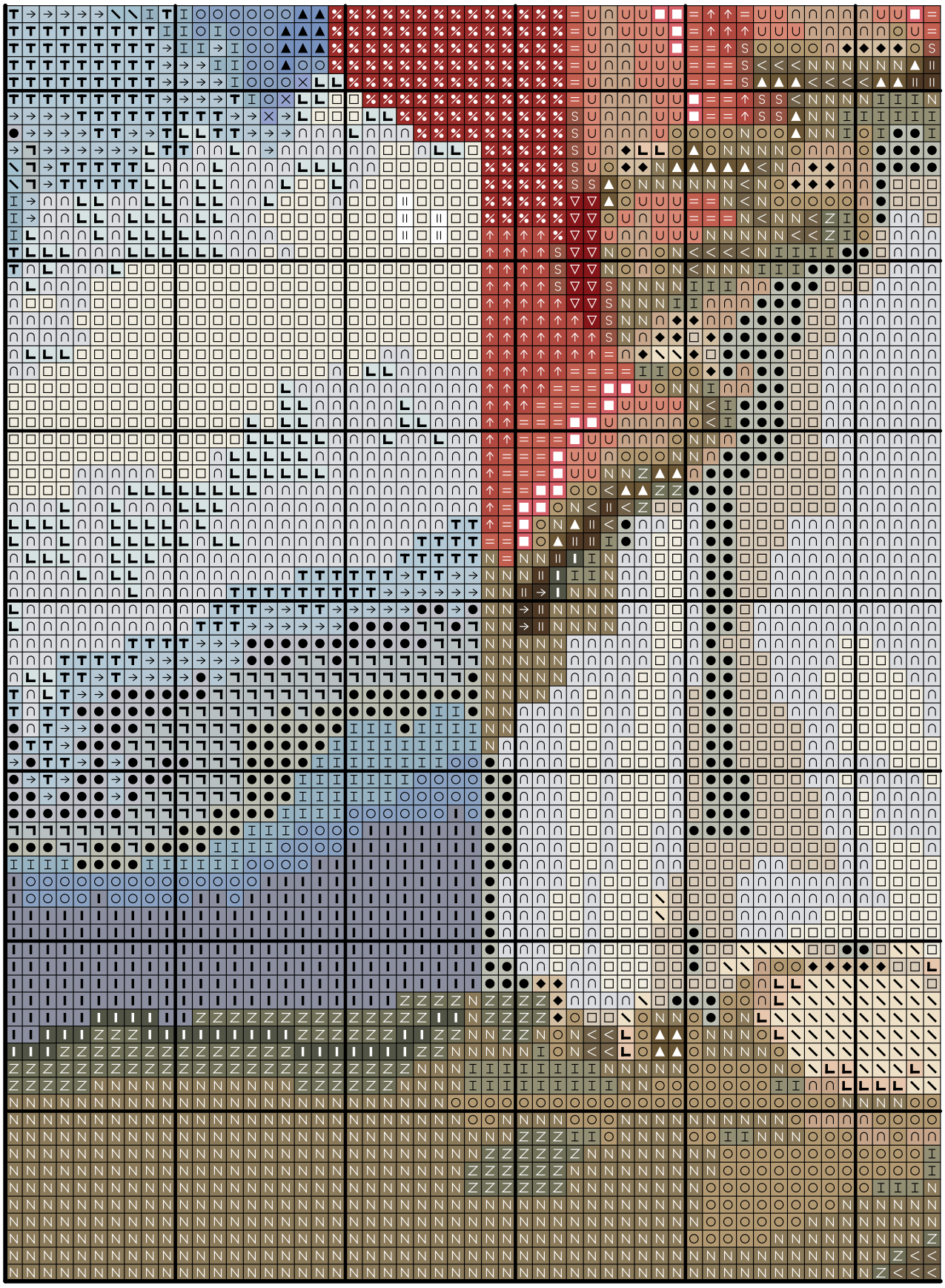



StitchCraft

Design your own Cross Stitch on Computer!

StitchCraft is the perfect tool for anyone who loves needlework. With StitchCraft you can sew the sample charts provided, easily turn photos into ready-to-sew charts or design your own beautiful charts for cross stitch, tapestry, knitting, rug hooking, beadwork and any other grid-based needlework. StitchCraft is easy-to-use leaving you free to be creative!

Over 120 Sample Charts



StitchCraft comes with over 120 ready to sew charts from top designers like DMC, Coats & Vivienne Garforth. The hardest part is choosing which design to sew first!

Design Charts from Photos



Ever wished you could turn favourite photos into needlework designs? Now it's easy! StitchCraft will lead you through the options for your new chart, and in minutes it's ready to print out and sew.

Designing Freehand



How about designing your own chart? StitchCraft has an extensive range of easy-to-use tools for designing your own charts. It won't be long before you're designing like a pro too.

STITCHCRAFT ALLOWS YOU TO:

- Design charts using a large range of tools including full stitch, halfstitch & backstitch
- Move, copy, mirror & rotate sections of charts
- View your designs on screen in beautiful lifelike stitches - simulated cross stitch, tent stitch, & beads
- View by colour, symbols or both
- Design charts using thread & material colours from on screen catalogs, just like shade cards
- Match any colour to the nearest catalogue number
- Change colours and/or symbols at any stage
- Save cut-outs as library files
- Print charts in symbols or lifelike stitches
- Print the instructions & a key
- Print your designs straight onto material or transfer paper with Stampstitch
- Share your designs with your friends by e-mail
- Also StitchCraft comes with full on-screen tutorial, online help, manual & full technical support

Plus loads more…



For more information please visit us at: www.stitchcraft.info