

John 3:16

by

Ann Logan





















































































<http://www.cross-stitch-pattern.net>

















This kit was designed and created on StitchCraft software

<http://www.stitchcraft.info>

Key

Color	Symbol	Cat No.	Brand	Type	Stitches	Skeins
		3747	D.M.C.	Stranded Cotton	225	0.2
		157	D.M.C.	Stranded Cotton	75	0.1
		3840	D.M.C.	Stranded Cotton	178	0.1
		3838	D.M.C.	Stranded Cotton	111	0.1
		800	D.M.C.	Stranded Cotton	160	0.1
		809	D.M.C.	Stranded Cotton	254	0.2
		799	D.M.C.	Stranded Cotton	185	0.1
		798	D.M.C.	Stranded Cotton	1170	0.7
		797	D.M.C.	Stranded Cotton	114	0.1
		796	D.M.C.	Stranded Cotton	44	0.1
		162	D.M.C.	Stranded Cotton	259	0.2
		827	D.M.C.	Stranded Cotton	225	0.2
		826	D.M.C.	Stranded Cotton	88	0.1
		825	D.M.C.	Stranded Cotton	1848	1.0
		824	D.M.C.	Stranded Cotton	737	0.4
		996	D.M.C.	Stranded Cotton	3977	2.2
		3843	D.M.C.	Stranded Cotton	273	0.2
		995	D.M.C.	Stranded Cotton	1075	0.6
		161	D.M.C.	Stranded Cotton	59	0.1
		3756	D.M.C.	Stranded Cotton	1307	0.8
		775	D.M.C.	Stranded Cotton	67	0.1
		3325	D.M.C.	Stranded Cotton	514	0.3
		312	D.M.C.	Stranded Cotton	49	0.1
		932	D.M.C.	Stranded Cotton	95	0.1
		931	D.M.C.	Stranded Cotton	83	0.1
		3761	D.M.C.	Stranded Cotton	445	0.3
		519	D.M.C.	Stranded Cotton	336	0.2
		518	D.M.C.	Stranded Cotton	68	0.1
		517	D.M.C.	Stranded Cotton	192	0.2
		747	D.M.C.	Stranded Cotton	820	0.5
		926	D.M.C.	Stranded Cotton	155	0.1
		3768	D.M.C.	Stranded Cotton	156	0.1
		3813	D.M.C.	Stranded Cotton	82	0.1
		772	D.M.C.	Stranded Cotton	146	0.1
		523	D.M.C.	Stranded Cotton	138	0.1
		3078	D.M.C.	Stranded Cotton	57	0.1
		3823	D.M.C.	Stranded Cotton	104	0.1
		B5200	D.M.C.	Stranded Cotton	64	0.1
		Blanc	D.M.C.	Stranded Cotton	1560	0.9
		3865	D.M.C.	Stranded Cotton	228	0.2
		535	D.M.C.	Stranded Cotton	172	0.1
		842	D.M.C.	Stranded Cotton	70	0.1

Key

Color	Symbol	Cat No.	Brand	Type	Stitches	Skeins
		3072	D.M.C.	Stranded Cotton	112	0.1
		646	D.M.C.	Stranded Cotton	76	0.1
		645	D.M.C.	Stranded Cotton	223	0.2
		844	D.M.C.	Stranded Cotton	162	0.1
		169	D.M.C.	Stranded Cotton	157	0.1
		317	D.M.C.	Stranded Cotton	99	0.1
		413	D.M.C.	Stranded Cotton	148	0.1

Notes

Material Type: Aida Generic White

Sewing Count: 14/inch or 55/100mm

Design Size: 154 x 123 stitches

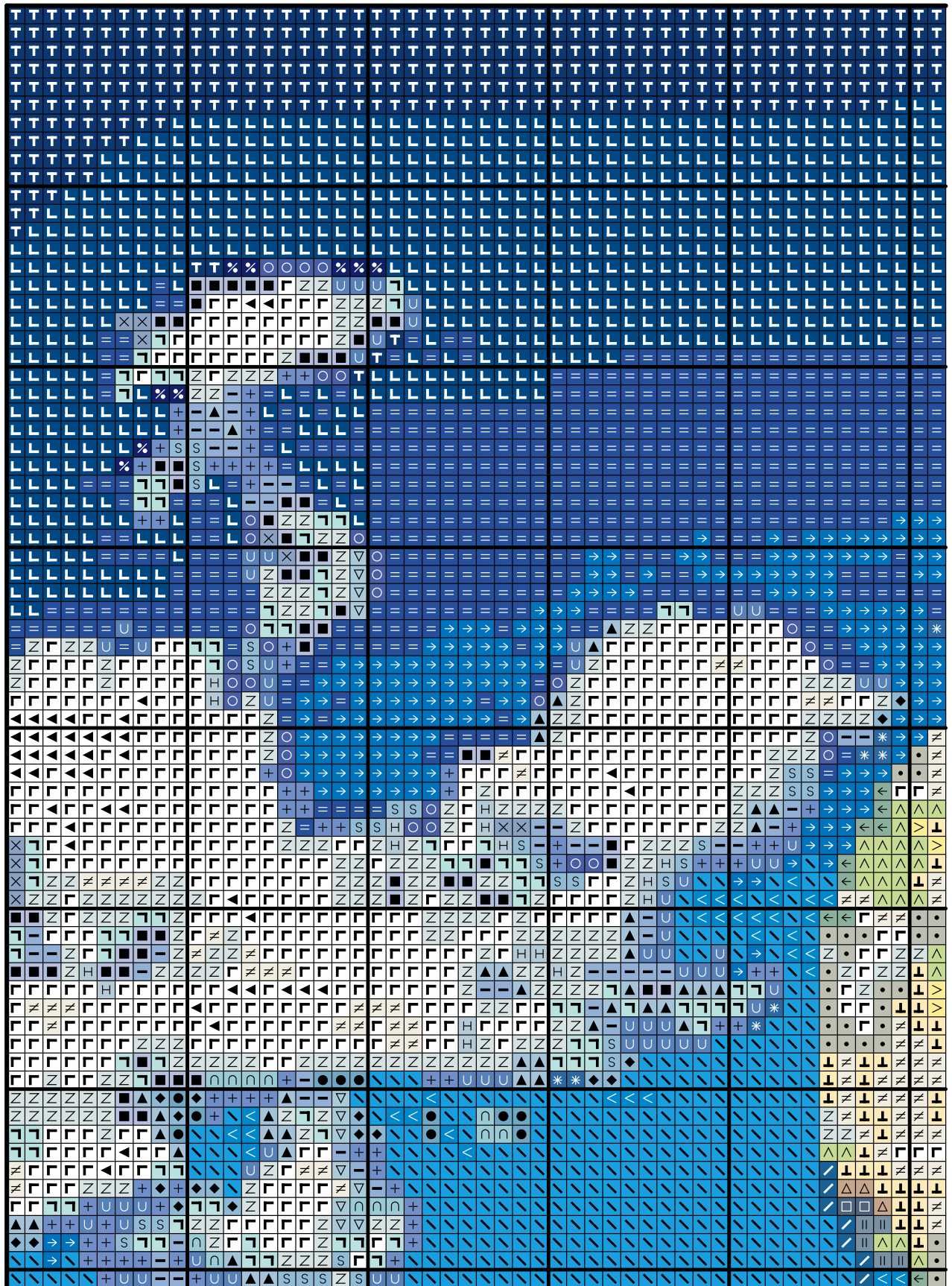
Sewn Design Size: 11 x 8.8 inches or 279 x 223 mm

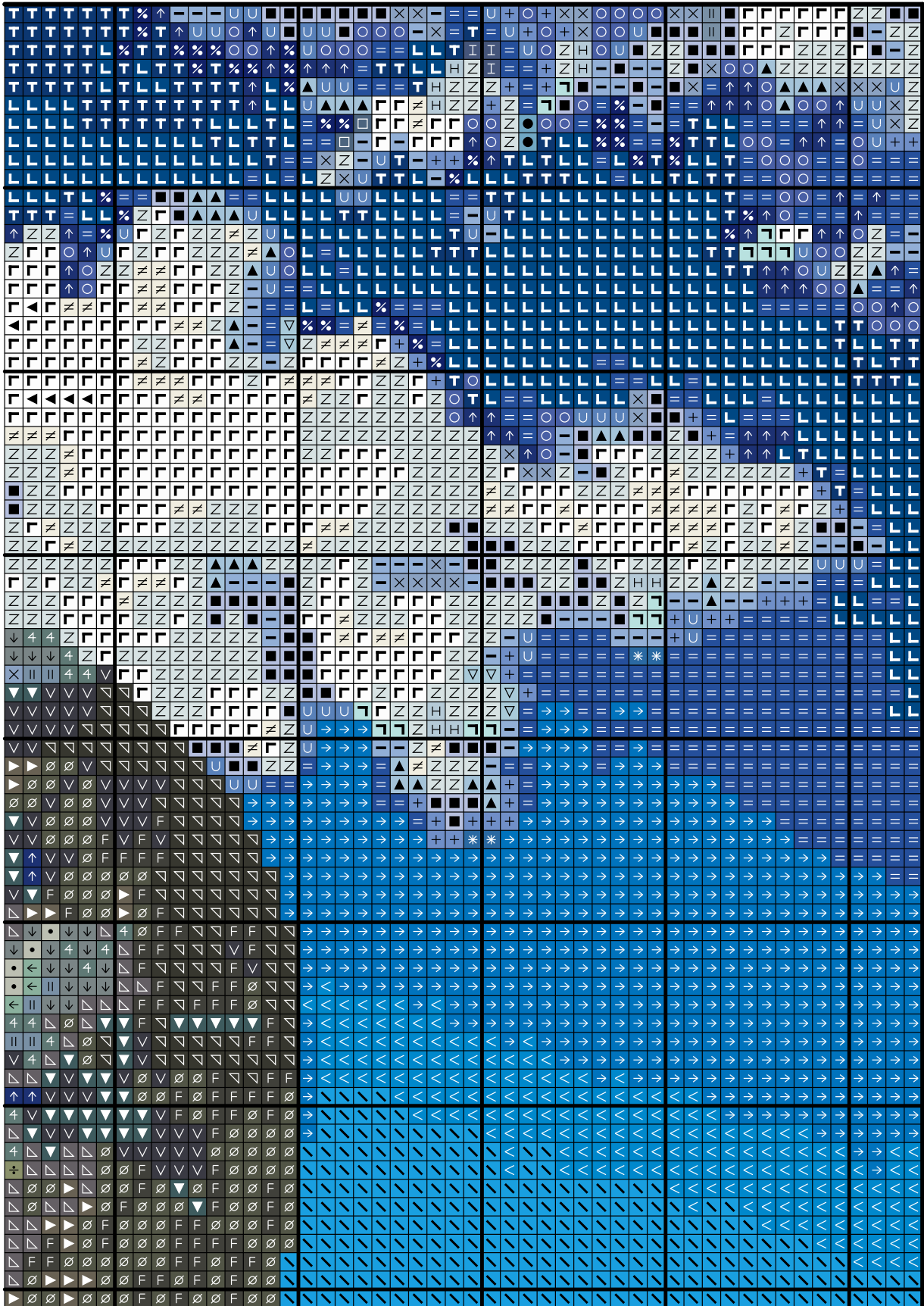
Suggested Material Size: 16.9 x 14.7 inches or 429 x 373 mm

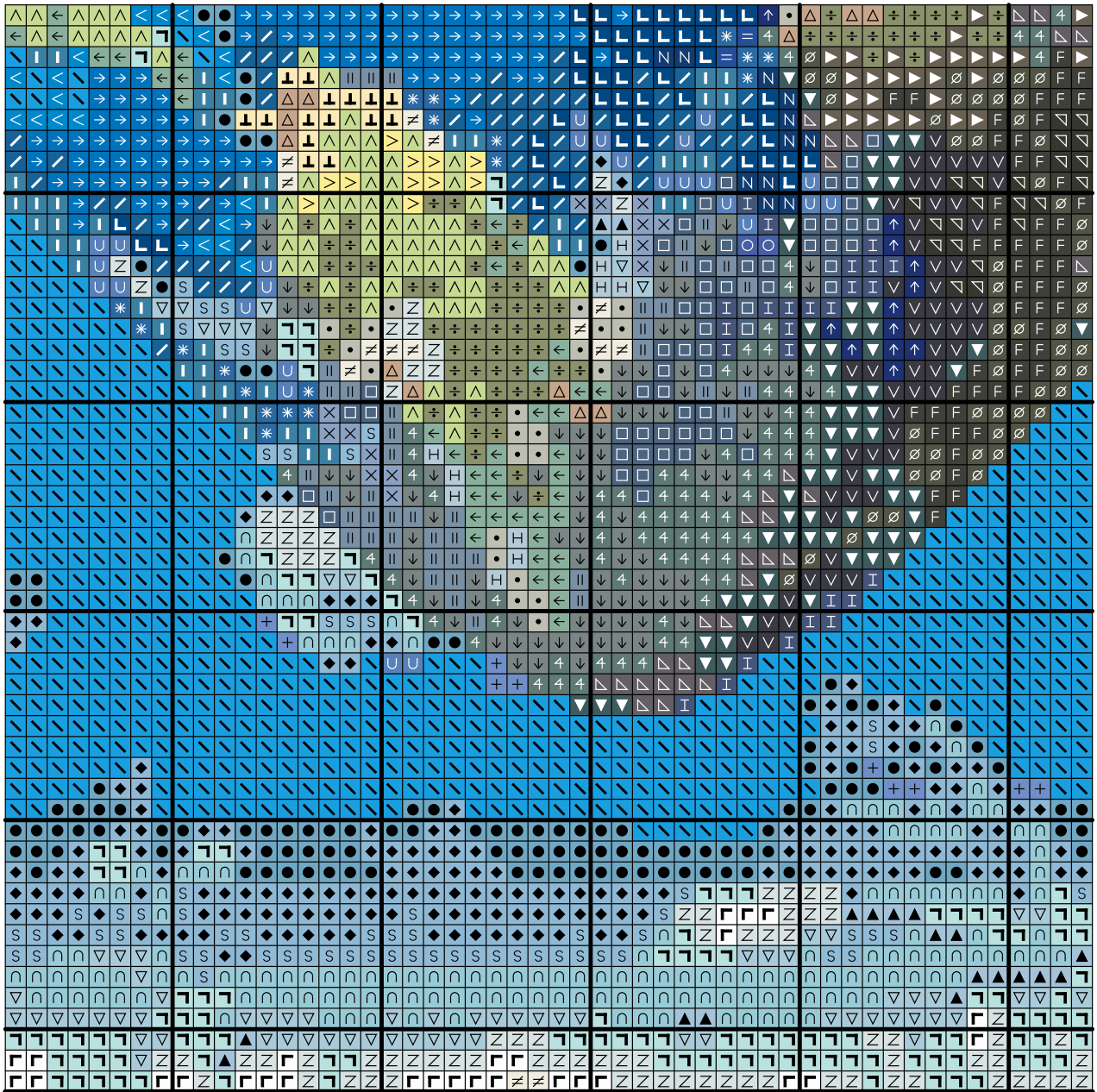
Stitch Style: Cross-stitch Using 2 strands

Below is a plan showing how the chart pages fit together.
The page number is shown at the top left of each chart page.

A:1	B:1	C:1
A:2	B:2	C:2








StitchCraft

Design your own Cross Stitch on Computer!


StitchCraft is the perfect tool for anyone who loves needlework. With StitchCraft you can sew the sample charts provided, easily turn photos into ready-to-sew charts or design your own beautiful charts for cross stitch, tapestry, knitting, rug hooking, beadwork and any other grid-based needlework. StitchCraft is easy-to-use leaving you free to be creative!

Over 120 Sample Charts




StitchCraft comes with over 120 ready to sew charts from top designers like DMC, Coats & Vivienne Garforth. The hardest part is choosing which design to sew first!

Design Charts from Photos



Ever wished you could turn favourite photos into needlework designs? Now it's easy! StitchCraft will lead you through the options for your new chart, and in minutes it's ready to print out and sew.

Designing Freehand




How about designing your own chart? StitchCraft has an extensive range of easy-to-use tools for designing your own charts. It won't be long before you're designing like a pro too.

STITCHCRAFT ALLOWS YOU TO:

- Design charts using a large range of tools including full stitch, halfstitch & backstitch
- Move, copy, mirror & rotate sections of charts
- View your designs on screen in beautiful lifelike stitches - simulated cross stitch, tent stitch, & beads
- View by colour, symbols or both
- Design charts using thread & material colours from on screen catalogs, just like shade cards
- Match any colour to the nearest catalogue number
- Change colours and/or symbols at any stage
- Save cut-outs as library files
- Print charts in symbols or lifelike stitches
- Print the instructions & a key
- Print your designs straight onto material or transfer paper with Stampstitch
- Share your designs with your friends by e-mail
- Also StitchCraft comes with full on-screen tutorial, online help, manual & full technical support

Plus loads more...



For more information please visit us at: www.stitchcraft.info