

# Ruwenzori Mountains

by

Ann Logan

















































































<http://www.cross-stitch-pattern.net>



This kit was designed and created on StitchCraft software

<http://www.stitchcraft.info>

# Key

Color	Symbol	Cat No.	Brand	Type	Stitches	Skeins
		3743	D.M.C.	Stranded Cotton	562	0.4
		157	D.M.C.	Stranded Cotton	1059	0.6
		813	D.M.C.	Stranded Cotton	1960	1.1
		159	D.M.C.	Stranded Cotton	1447	0.8
		3755	D.M.C.	Stranded Cotton	2864	1.6
		3752	D.M.C.	Stranded Cotton	2540	1.4
		932	D.M.C.	Stranded Cotton	3525	1.9
		518	D.M.C.	Stranded Cotton	2778	1.5
		597	D.M.C.	Stranded Cotton	1791	1.0
		928	D.M.C.	Stranded Cotton	583	0.4
		927	D.M.C.	Stranded Cotton	1203	0.7
		926	D.M.C.	Stranded Cotton	914	0.5
		503	D.M.C.	Stranded Cotton	1119	0.6
		3819	D.M.C.	Stranded Cotton	573	0.4
		581	D.M.C.	Stranded Cotton	342	0.2
		733	D.M.C.	Stranded Cotton	1321	0.8
		834	D.M.C.	Stranded Cotton	248	0.2
		833	D.M.C.	Stranded Cotton	1250	0.7
		832	D.M.C.	Stranded Cotton	645	0.4
		831	D.M.C.	Stranded Cotton	547	0.3
		830	D.M.C.	Stranded Cotton	455	0.3
		611	D.M.C.	Stranded Cotton	227	0.2
		167	D.M.C.	Stranded Cotton	140	0.1
		420	D.M.C.	Stranded Cotton	264	0.2
		869	D.M.C.	Stranded Cotton	322	0.2
		729	D.M.C.	Stranded Cotton	357	0.2
		680	D.M.C.	Stranded Cotton	796	0.5
		3829	D.M.C.	Stranded Cotton	348	0.2
		3821	D.M.C.	Stranded Cotton	370	0.2
		3827	D.M.C.	Stranded Cotton	153	0.1
		436	D.M.C.	Stranded Cotton	80	0.1
		434	D.M.C.	Stranded Cotton	224	0.2
		801	D.M.C.	Stranded Cotton	218	0.2
		3031	D.M.C.	Stranded Cotton	1529	0.9
		Ecru	D.M.C.	Stranded Cotton	354	0.2
		3021	D.M.C.	Stranded Cotton	295	0.2
		3781	D.M.C.	Stranded Cotton	1159	0.7
		3866	D.M.C.	Stranded Cotton	441	0.3
		648	D.M.C.	Stranded Cotton	523	0.3
		169	D.M.C.	Stranded Cotton	2475	1.4

## Notes

Material Type: Aida Generic White

Sewing Count: 14/inch or 55/100mm

Design Size: 239 x 159 stitches

Sewn Design Size: 17.1 x 11.4 inches or 434 x 289 mm

Suggested Material Size: 23 x 17.3 inches or 584 x 439 mm

Stitch Style: Cross-stitch Using 2 strands

Below is a plan showing how the chart pages fit together.  
The page number is shown at the top left of each chart page.

A:1	B:1	C:1	D:1
A:2	B:2	C:2	D:2


























# StitchCraft

## *Design your own Cross Stitch on Computer!*


StitchCraft is the perfect tool for anyone who loves needlework. With StitchCraft you can sew the sample charts provided, easily turn photos into ready-to-sew charts or design your own beautiful charts for cross stitch, tapestry, knitting, rug hooking, beadwork and any other grid-based needlework. StitchCraft is easy-to-use leaving you free to be creative!

### Over 120 Sample Charts




*StitchCraft comes with over 120 ready to sew charts from top designers like DMC, Coats & Vivienne Garforth. The hardest part is choosing which design to sew first!*

### Design Charts from Photos



*Ever wished you could turn favourite photos into needlework designs? Now it's easy! StitchCraft will lead you through the options for your new chart, and in minutes it's ready to print out and sew.*


### Designing Freehand



*How about designing your own chart? StitchCraft has an extensive range of easy-to-use tools for designing your own charts. It won't be long before you're designing like a pro too.*

### STITCHCRAFT ALLOWS YOU TO:

- Design charts using a large range of tools including full stitch, halfstitch & backstitch
  - Move, copy, mirror & rotate sections of charts
  - View your designs on screen in beautiful lifelike stitches - simulated cross stitch, tent stitch, & beads
  - View by colour, symbols or both
  - Design charts using thread & material colours from on screen catalogs, just like shade cards
  - Match any colour to the nearest catalogue number
  - Change colours and/or symbols at any stage
  - Save cut-outs as library files
  - Print charts in symbols or lifelike stitches
  - Print the instructions & a key
  - Print your designs straight onto material or transfer paper with Stampstitch
  - Share your designs with your friends by e-mail
  - Also StitchCraft comes with full on-screen tutorial, online help, manual & full technical support
- Plus loads more...



For more information please visit us at: [www.stitchcraft.info](http://www.stitchcraft.info)