Cream Faberge Egg

by

Ann Logan

www.cross-stitch-pattern.net

This kit was designed and created on StitchCraft software

http://www.stitchcraft.info

Key

Color	Symbol	Cat No.	Brand	Type	Stitches	Skeins
	%	470	D.M.C.	Stranded Cotton	225	0.2
	S	523	D.M.C.	Stranded Cotton	259	0.2
	T	524	D.M.C.	Stranded Cotton	741	0.4
	\	522	D.M.C.	Stranded Cotton	75	0.1
	<	3364	D.M.C.	Stranded Cotton	417	0.3
	H	734	D.M.C.	Stranded Cotton	367	0.2
	◆	733	D.M.C.	Stranded Cotton	642	0.4
	N	732	D.M.C.	Stranded Cotton	79	0.1
	□	3013	D.M.C.	Stranded Cotton	568	0.4
	∩	3012	D.M.C.	Stranded Cotton	446	0.3
	I	372	D.M.C.	Stranded Cotton	585	0.4
	/	371	D.M.C.	Stranded Cotton	482	0.3
	←	832	D.M.C.	Stranded Cotton	254	0.2
	∧	831	D.M.C.	Stranded Cotton	400	0.3
	⊥	613	D.M.C.	Stranded Cotton	314	0.2
	◀	612	D.M.C.	Stranded Cotton	357	0.2
	⌐	611	D.M.C.	Stranded Cotton	99	0.1
	△	3046	D.M.C.	Stranded Cotton	183	0.1
	•	3045	D.M.C.	Stranded Cotton	134	0.1
	◹	422	D.M.C.	Stranded Cotton	107	0.1
	◺	420	D.M.C.	Stranded Cotton	82	0.1
	∨	869	D.M.C.	Stranded Cotton	170	0.1
	⟍	712	D.M.C.	Stranded Cotton	499	0.3
	≠	739	D.M.C.	Stranded Cotton	73	0.1
	⚲	738	D.M.C.	Stranded Cotton	56	0.1
	!	898	D.M.C.	Stranded Cotton	119	0.1
	✚	822	D.M.C.	Stranded Cotton	262	0.2
	◈	644	D.M.C.	Stranded Cotton	520	0.3
	◨	3024	D.M.C.	Stranded Cotton	306	0.2
	⊠	3023	D.M.C.	Stranded Cotton	251	0.2
	⊗	3022	D.M.C.	Stranded Cotton	51	0.1
	◙	3033	D.M.C.	Stranded Cotton	540	0.3
	[	3782	D.M.C.	Stranded Cotton	103	0.1
	]	3032	D.M.C.	Stranded Cotton	89	0.1
	¡	3781	D.M.C.	Stranded Cotton	41	0.1
	Σ	3866	D.M.C.	Stranded Cotton	107	0.1
	⚭	842	D.M.C.	Stranded Cotton	222	0.2
	▷	3072	D.M.C.	Stranded Cotton	136	0.1
	▱	648	D.M.C.	Stranded Cotton	122	0.1

Notes

Material Type: Aida Generic White

Sewing Count: 14/inch or 55/100mm

Design Size: 102 x 187 stitches

Sewn Design Size: 7.3 x 13.4 inches or 185 x 339 mm

Suggested Material Size: 13.2 x 19.3 inches or 335 x 489 mm

Stitch Style: Cross-stitch Using 2 strands

Below is a plan showing how the chart pages fit together.
The page number is shown at the top left of each chart page.

A:1	B:1
A:2	B:2
A:3	B:3

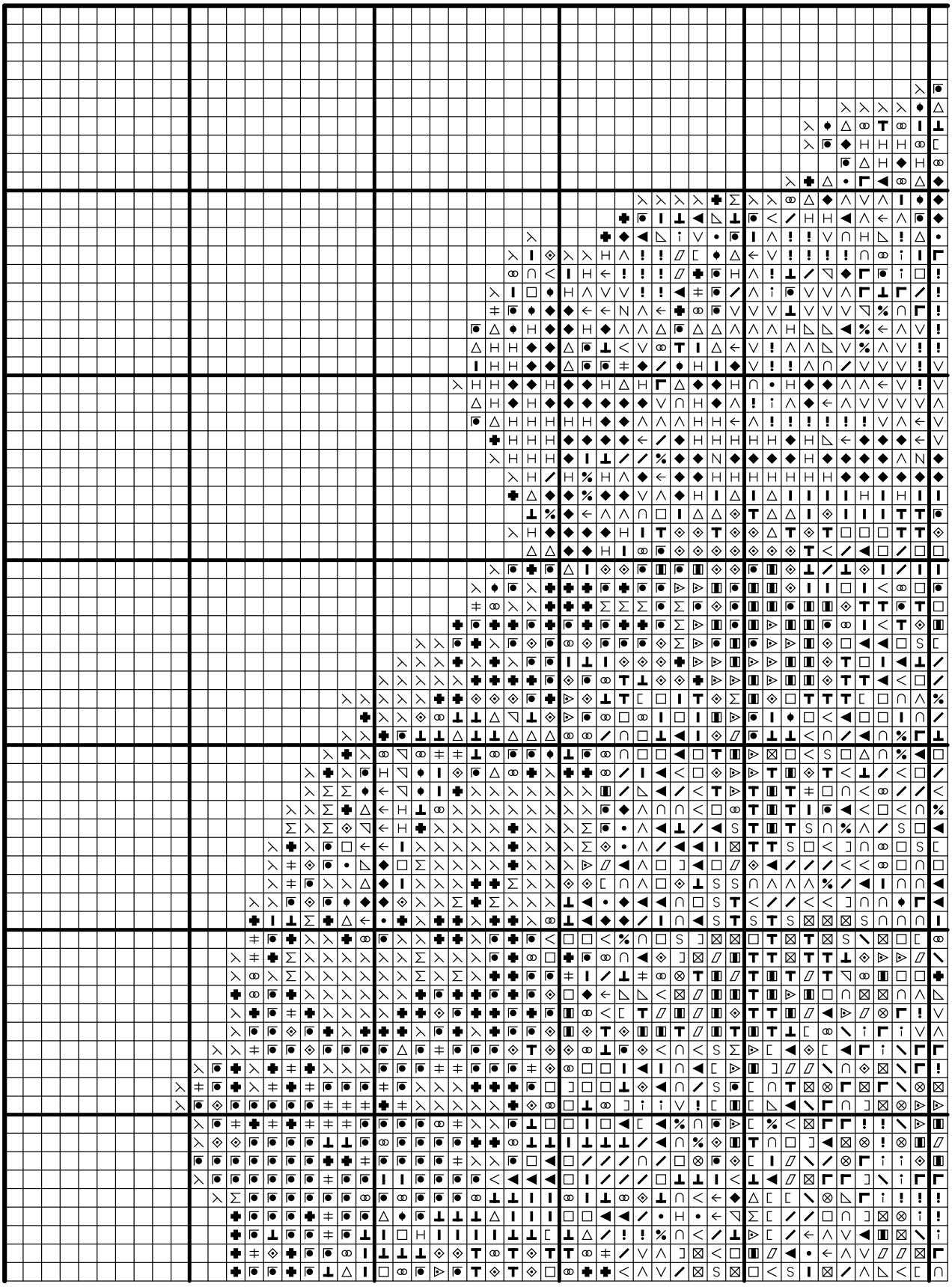







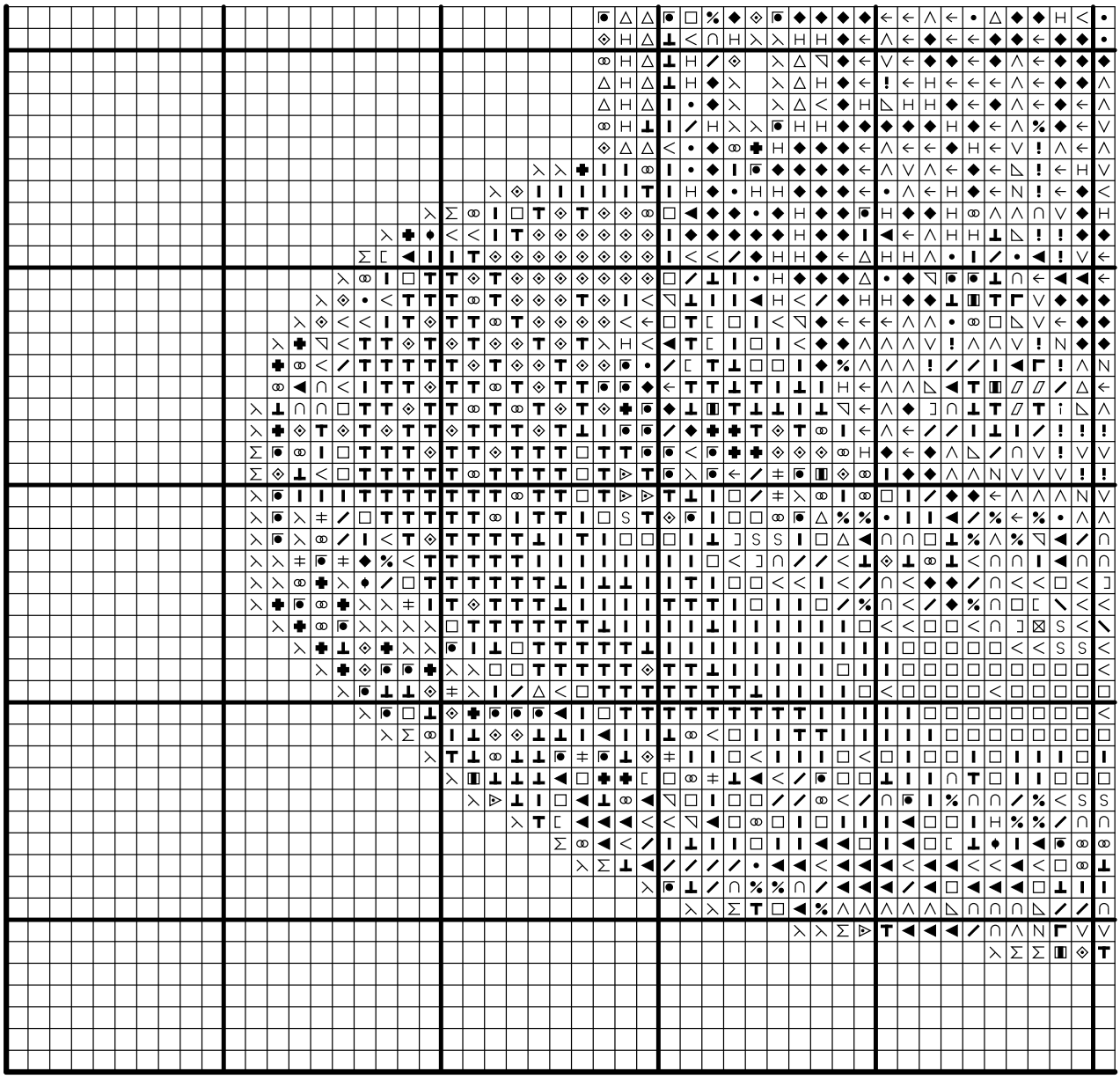

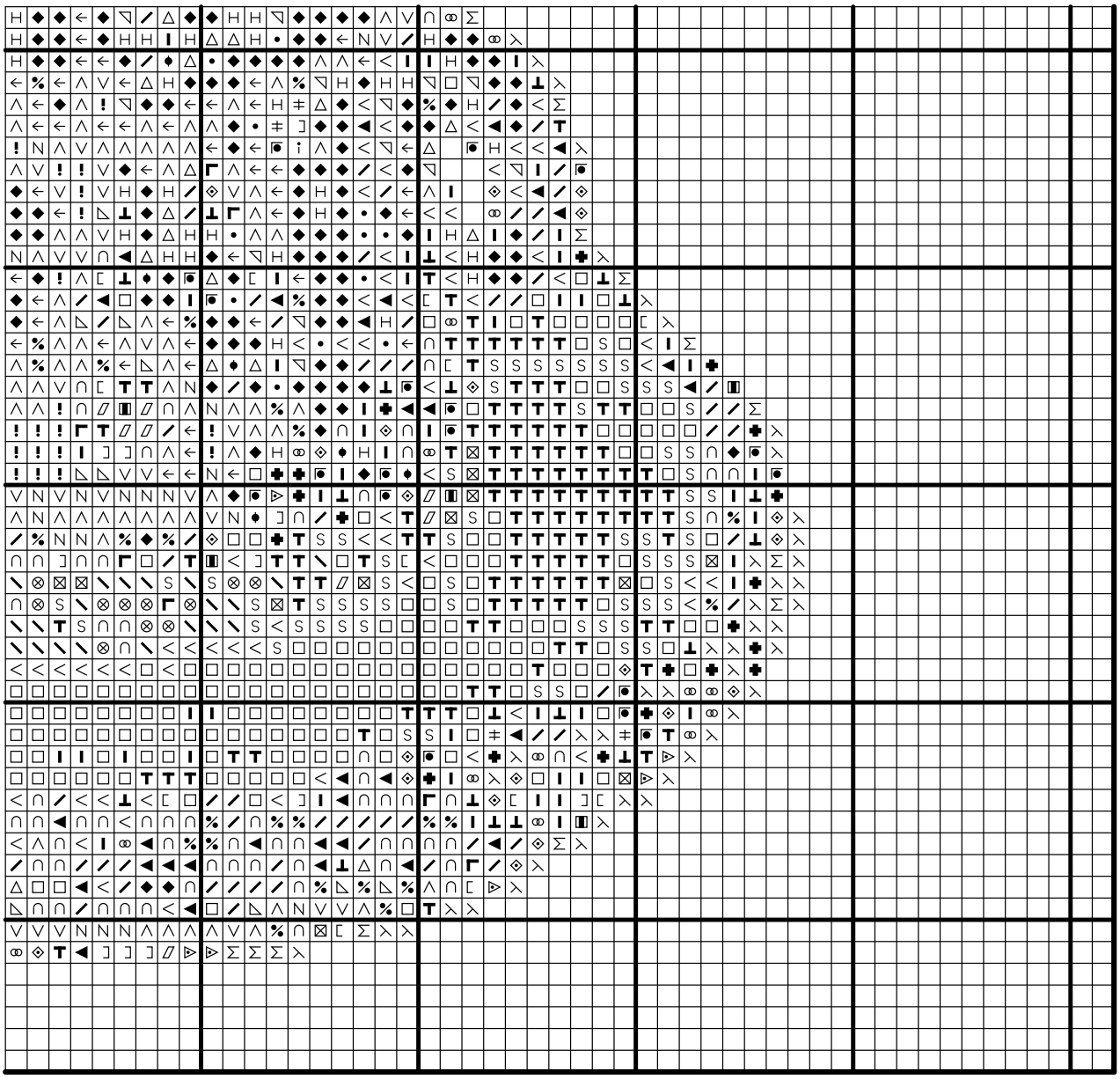

StitchCraft

Design your own Cross Stitch on Computer!

StitchCraft is the perfect tool for anyone who loves needlework. With StitchCraft you can sew the sample charts provided, easily turn photos into ready-to-sew charts or design your own beautiful charts for cross stitch, tapestry, knitting, rug hooking, beadwork and any other grid-based needlework. StitchCraft is easy-to-use leaving you free to be creative!

Over 120 Sample Charts



StitchCraft comes with over 120 ready to sew charts from top designers like DMC, Coats & Vivienne Garforth. The hardest part is choosing which design to sew first!

Design Charts from Photos



Ever wished you could turn favourite photos into needlework designs? Now it's easy! StitchCraft will lead you through the options for your new chart, and in minutes it's ready to print out and sew.

Designing Freehand



How about designing your own chart? StitchCraft has an extensive range of easy-to-use tools for designing your own charts. It won't be long before you're designing like a pro too.

STITCHCRAFT ALLOWS YOU TO:

- Design charts using a large range of tools including full stitch, halfstitch & backstitch
- Move, copy, mirror & rotate sections of charts
- View your designs on screen in beautiful lifelike stitches - simulated cross stitch, tent stitch, & beads
- View by colour, symbols or both
- Design charts using thread & material colours from on screen catalogs, just like shade cards
- Match any colour to the nearest catalogue number
- Change colours and/or symbols at any stage
- Save cut-outs as library files
- Print charts in symbols or lifelike stitches
- Print the instructions & a key
- Print your designs straight onto material or transfer paper with Stampstitch
- Share your designs with your friends by e-mail
- Also StitchCraft comes with full on-screen tutorial, online help, manual & full technical support

Plus loads more…



For more information please visit us at: www.stitchcraft.info