

# Heart

by

Ann Logan

<http://www.cross-stitch-pattern.net>



This kit was designed and created on StitchCraft software

<http://www.stitchcraft.info>

# Key

Color	Symbol	Cat No.	Brand	Type	Stitches	Skeins
	■	353	D.M.C.	Stranded Cotton	72	0.1
	×	352	D.M.C.	Stranded Cotton	150	0.1
	—	351	D.M.C.	Stranded Cotton	71	0.1
	○	350	D.M.C.	Stranded Cotton	1740	1.0
	▲	817	D.M.C.	Stranded Cotton	864	0.5
	+	3705	D.M.C.	Stranded Cotton	4388	2.4
	U	3801	D.M.C.	Stranded Cotton	610	0.4
	=	746	D.M.C.	Stranded Cotton	134	0.1
	↑	728	D.M.C.	Stranded Cotton	100	0.1
	⊗	783	D.M.C.	Stranded Cotton	324	0.2
	▽	780	D.M.C.	Stranded Cotton	73	0.1
	S	3822	D.M.C.	Stranded Cotton	551	0.3
	*	3821	D.M.C.	Stranded Cotton	489	0.3
	L	445	D.M.C.	Stranded Cotton	75	0.1
	T	3078	D.M.C.	Stranded Cotton	189	0.2
	↘	727	D.M.C.	Stranded Cotton	73	0.1
	<	726	D.M.C.	Stranded Cotton	70	0.1
	→	725	D.M.C.	Stranded Cotton	91	0.1
	I	3824	D.M.C.	Stranded Cotton	89	0.1
	Z	3341	D.M.C.	Stranded Cotton	107	0.1
	H	3340	D.M.C.	Stranded Cotton	187	0.2
	N	920	D.M.C.	Stranded Cotton	153	0.1
	=	919	D.M.C.	Stranded Cotton	532	0.3
	□	402	D.M.C.	Stranded Cotton	100	0.1
	∩	301	D.M.C.	Stranded Cotton	174	0.1
	●	3823	D.M.C.	Stranded Cotton	309	0.2
	—	3777	D.M.C.	Stranded Cotton	268	0.2
	└	Blanc	D.M.C.	Stranded Cotton	26	0.1

## Notes

Material Type: Aida Generic White

Sewing Count: 14/inch or 55/100mm

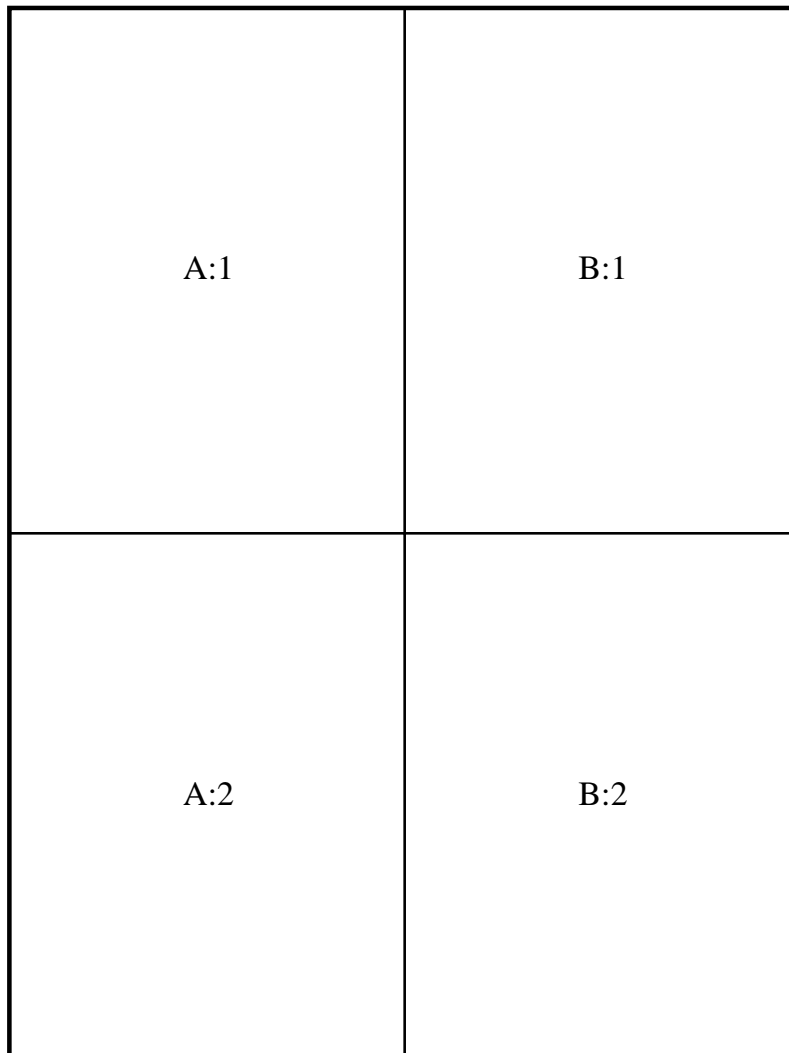
Design Size: 108 x 175 stitches


Sewn Design Size: 7.7 x 12.5 inches or 196 x 318 mm

Suggested Material Size: 13.6 x 18.4 inches or 346 x 468 mm

Stitch Style: Cross-stitch Using 2 strands


Below is a plan showing how the chart pages fit together.  
The page number is shown at the top left of each chart page.














# StitchCraft

## *Design your own Cross Stitch on Computer!*


StitchCraft is the perfect tool for anyone who loves needlework. With StitchCraft you can sew the sample charts provided, easily turn photos into ready-to-sew charts or design your own beautiful charts for cross stitch, tapestry, knitting, rug hooking, beadwork and any other grid-based needlework. StitchCraft is easy-to-use leaving you free to be creative!

### Over 120 Sample Charts




*StitchCraft comes with over 120 ready to sew charts from top designers like DMC, Coats & Vivienne Garforth. The hardest part is choosing which design to sew first!*

### Design Charts from Photos



*Ever wished you could turn favourite photos into needlework designs? Now it's easy! StitchCraft will lead you through the options for your new chart, and in minutes it's ready to print out and sew.*

### Designing Freehand




*How about designing your own chart? StitchCraft has an extensive range of easy-to-use tools for designing your own charts. It won't be long before you're designing like a pro too.*

### STITCHCRAFT ALLOWS YOU TO:

- Design charts using a large range of tools including full stitch, halfstitch & backstitch
- Move, copy, mirror & rotate sections of charts
- View your designs on screen in beautiful lifelike stitches - simulated cross stitch, tent stitch, & beads
- View by colour, symbols or both
- Design charts using thread & material colours from on screen catalogs, just like shade cards
- Match any colour to the nearest catalogue number
- Change colours and/or symbols at any stage
- Save cut-outs as library files
- Print charts in symbols or lifelike stitches
- Print the instructions & a key
- Print your designs straight onto material or transfer paper with Stampstitch
- Share your designs with your friends by e-mail
- Also StitchCraft comes with full on-screen tutorial, online help, manual & full technical support

Plus loads more...



For more information please visit us at: [www.stitchcraft.info](http://www.stitchcraft.info)