

Bangkok Temple

by

Ann Logan





























































www.cross-stitch-pattern.net



This kit was designed and created on StitchCraft software

<http://www.stitchcraft.info>

Key

Color	Symbol	Cat No.	Brand	Type	Stitches	Skeins
		799	D.M.C.	Stranded Cotton	601	0.4
		813	D.M.C.	Stranded Cotton	3656	2.0
		3755	D.M.C.	Stranded Cotton	936	0.6
		519	D.M.C.	Stranded Cotton	1688	1.0
		518	D.M.C.	Stranded Cotton	324	0.2
		928	D.M.C.	Stranded Cotton	331	0.2
		927	D.M.C.	Stranded Cotton	400	0.3
		3768	D.M.C.	Stranded Cotton	261	0.2
		935	D.M.C.	Stranded Cotton	367	0.2
		934	D.M.C.	Stranded Cotton	878	0.5
		372	D.M.C.	Stranded Cotton	628	0.4
		370	D.M.C.	Stranded Cotton	643	0.4
		3371	D.M.C.	Stranded Cotton	549	0.3
		3865	D.M.C.	Stranded Cotton	614	0.4
		642	D.M.C.	Stranded Cotton	462	0.3
		640	D.M.C.	Stranded Cotton	502	0.3
		3787	D.M.C.	Stranded Cotton	473	0.3
		3023	D.M.C.	Stranded Cotton	579	0.4
		3022	D.M.C.	Stranded Cotton	487	0.3
		535	D.M.C.	Stranded Cotton	328	0.2
		3790	D.M.C.	Stranded Cotton	494	0.3
		3781	D.M.C.	Stranded Cotton	505	0.3
		838	D.M.C.	Stranded Cotton	301	0.2
		648	D.M.C.	Stranded Cotton	403	0.3
		645	D.M.C.	Stranded Cotton	594	0.4
		844	D.M.C.	Stranded Cotton	511	0.3
		415	D.M.C.	Stranded Cotton	243	0.2
		317	D.M.C.	Stranded Cotton	482	0.3
		413	D.M.C.	Stranded Cotton	362	0.2
		3799	D.M.C.	Stranded Cotton	319	0.2

Notes

Material Type: Aida Generic White

Sewing Count: 14/inch or 55/100mm

Design Size: 159 x 119 stitches

Sewn Design Size: 11.4 x 8.5 inches or 289 x 216 mm

Suggested Material Size: 17.3 x 14.4 inches or 439 x 366 mm

Stitch Style: Cross-stitch Using 2 strands

Below is a plan showing how the chart pages fit together.
The page number is shown at the top left of each chart page.

A:1	B:1	C:1
A:2	B:2	C:2

StitchCraft

Design your own Cross Stitch on Computer!

StitchCraft is the perfect tool for anyone who loves needlework. With StitchCraft you can sew the sample charts provided, easily turn photos into ready-to-sew charts or design your own beautiful charts for cross stitch, tapestry, knitting, rug hooking, beadwork and any other grid-based needlework. StitchCraft is easy-to-use leaving you free to be creative!

Over 120 Sample Charts



StitchCraft comes with over 120 ready to sew charts from top designers like DMC, Coats & Vivienne Garforth. The hardest part is choosing which design to sew first!

Design Charts from Photos



Ever wished you could turn favourite photos into needlework designs? Now it's easy! StitchCraft will lead you through the options for your new chart, and in minutes it's ready to print out and sew.

Designing Freehand



How about designing your own chart? StitchCraft has an extensive range of easy-to-use tools for designing your own charts. It won't be long before you're designing like a pro too.

STITCHCRAFT ALLOWS YOU TO:

- Design charts using a large range of tools including full stitch, halfstitch & backstitch
 - Move, copy, mirror & rotate sections of charts
 - View your designs on screen in beautiful lifelike stitches - simulated cross stitch, tent stitch, & beads
 - View by colour, symbols or both
 - Design charts using thread & material colours from on screen catalogs, just like shade cards
 - Match any colour to the nearest catalogue number
 - Change colours and/or symbols at any stage
 - Save cut-outs as library files
 - Print charts in symbols or lifelike stitches
 - Print the instructions & a key
 - Print your designs straight onto material or transfer paper with Stampstitch
 - Share your designs with your friends by e-mail
 - Also StitchCraft comes with full on-screen tutorial, online help, manual & full technical support
- Plus loads more...



For more information please visit us at: www.stitchcraft.info