Bo-Tree Leaf

by

Ann Logan
http://www.cross-stitch-pattern.net

This kit was designed and created on StitchCraft software

http://www.stitchcraft.info

Key

Color	Symbol	Cat No.	Brand	Type	Stitches	Skeins
	■	966	D.M.C.	Stranded Cotton	484	0.3
	×	368	D.M.C.	Stranded Cotton	518	0.3
	▬	367	D.M.C.	Stranded Cotton	101	0.1
	○	164	D.M.C.	Stranded Cotton	646	0.4
	▲	989	D.M.C.	Stranded Cotton	948	0.6
	+	988	D.M.C.	Stranded Cotton	1731	1.0
	U	987	D.M.C.	Stranded Cotton	991	0.6
	=	3348	D.M.C.	Stranded Cotton	198	0.2
	↑	3347	D.M.C.	Stranded Cotton	568	0.4
	%	3346	D.M.C.	Stranded Cotton	2650	1.5
	▽	3345	D.M.C.	Stranded Cotton	208	0.2
	S	895	D.M.C.	Stranded Cotton	193	0.2
	✳	703	D.M.C.	Stranded Cotton	153	0.1
	L	905	D.M.C.	Stranded Cotton	1704	1.0
	T	904	D.M.C.	Stranded Cotton	1265	0.7
	\	471	D.M.C.	Stranded Cotton	888	0.5
	<	470	D.M.C.	Stranded Cotton	759	0.5
	→	3053	D.M.C.	Stranded Cotton	693	0.4
	I	3052	D.M.C.	Stranded Cotton	175	0.1
	Z	3364	D.M.C.	Stranded Cotton	736	0.4
	H	3363	D.M.C.	Stranded Cotton	106	0.1
	◆	3362	D.M.C.	Stranded Cotton	160	0.1
	N	581	D.M.C.	Stranded Cotton	451	0.3
	‖	732	D.M.C.	Stranded Cotton	90	0.1
	□	3012	D.M.C.	Stranded Cotton	291	0.2
	∩	370	D.M.C.	Stranded Cotton	189	0.2

Notes

Material Type: Aida Generic White

Sewing Count: 14/inch or 55/100mm

Design Size: 145 x 198 stitches

Sewn Design Size: 10.4 x 14.1 inches or 263 x 359 mm

Suggested Material Size: 16.3 x 20 inches or 413 x 509 mm

Stitch Style: Cross-stitch Using 2 strands

Below is a plan showing how the chart pages fit together.
The page number is shown at the top left of each chart page.

A:1	B:1	C:1
A:2	B:2	C:2
A:3	B:3	C:3

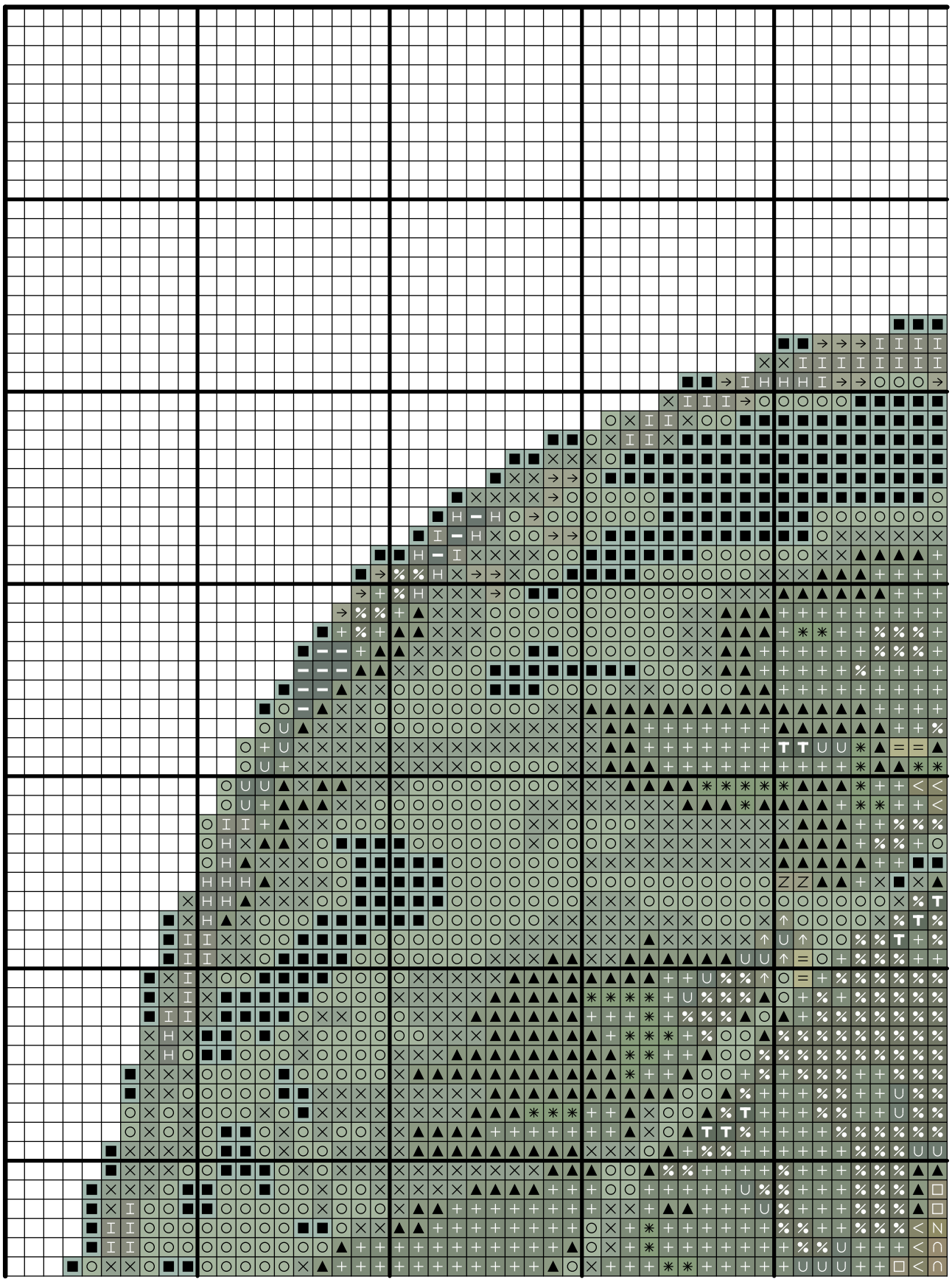





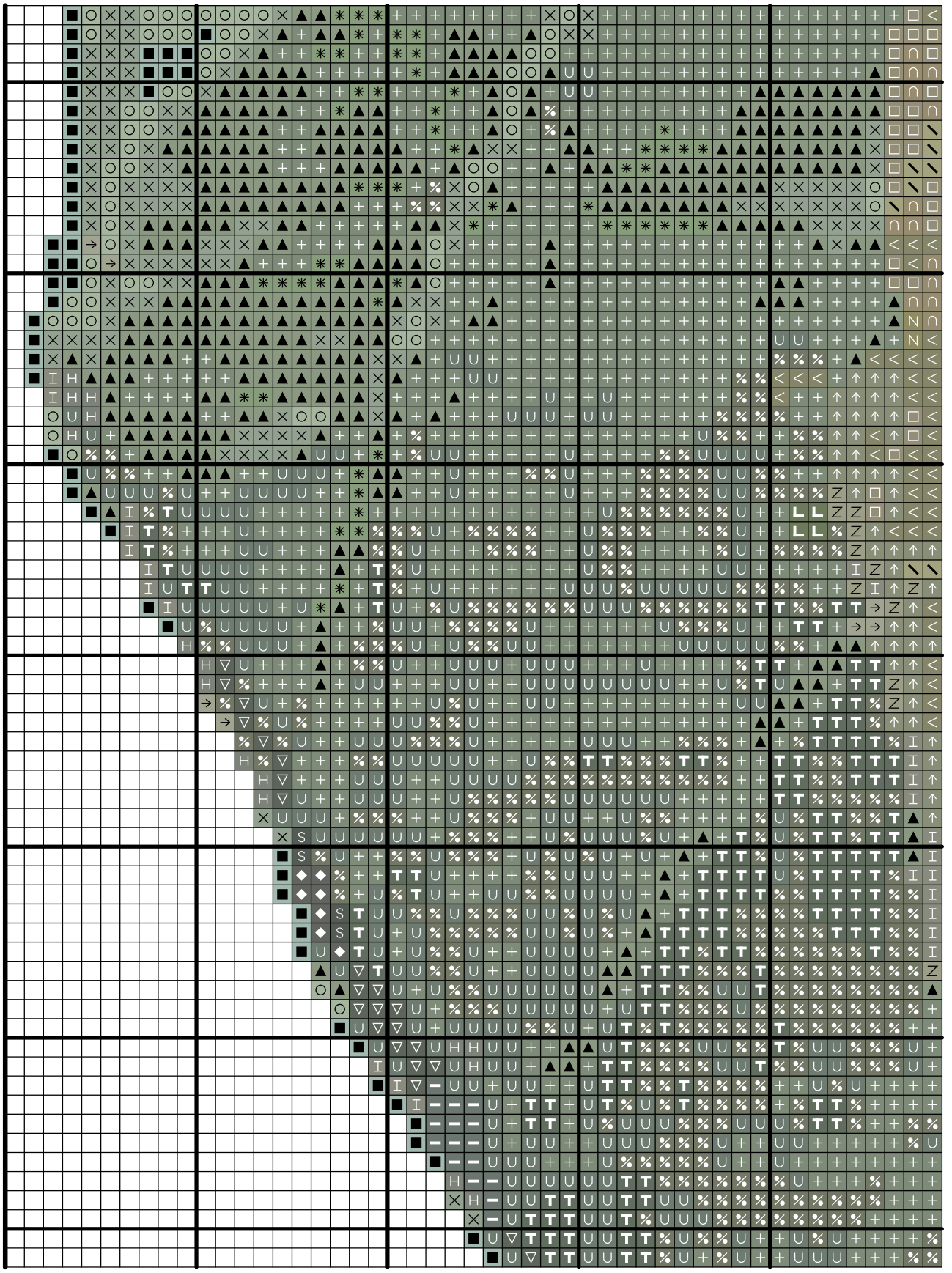

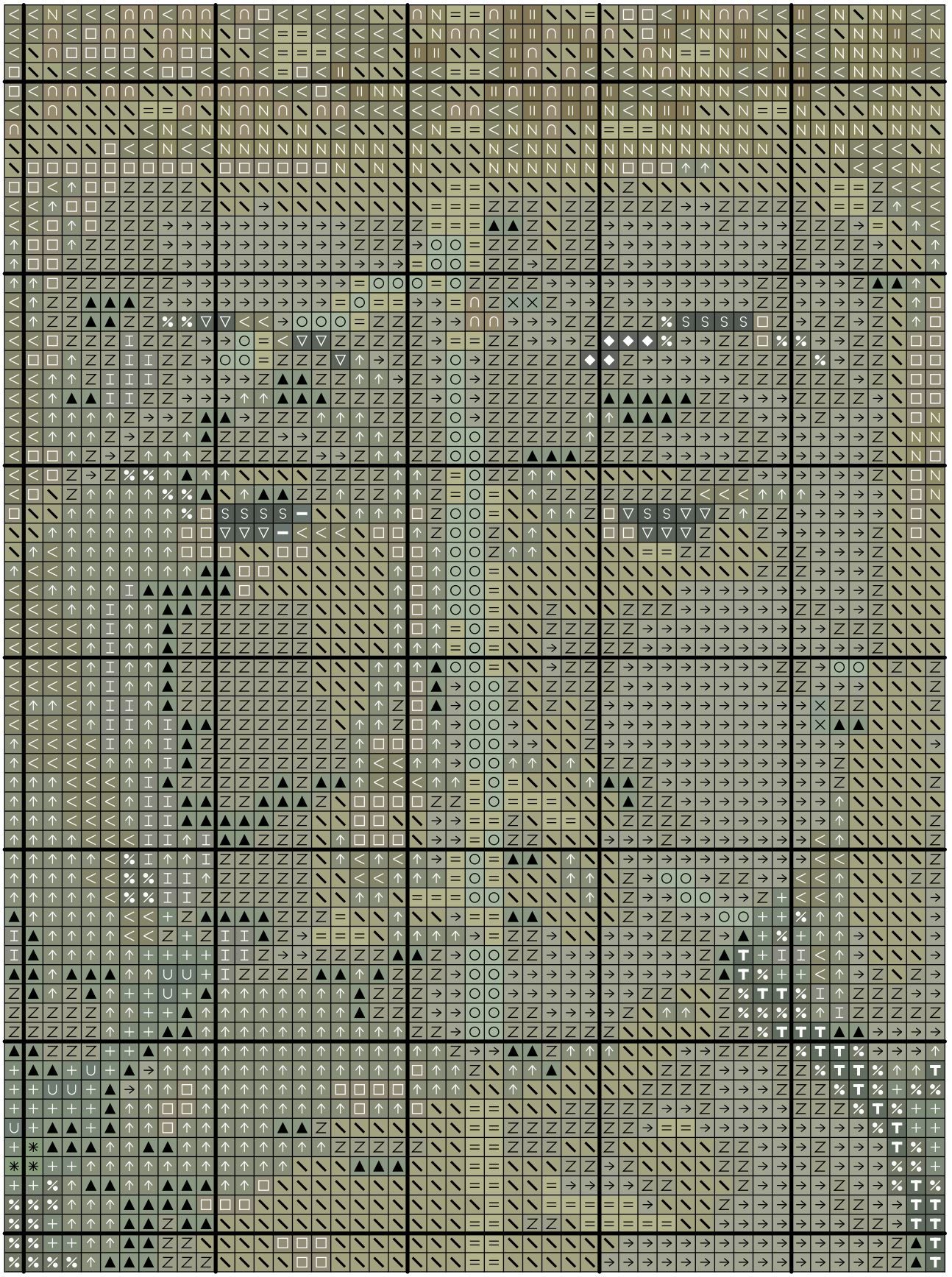

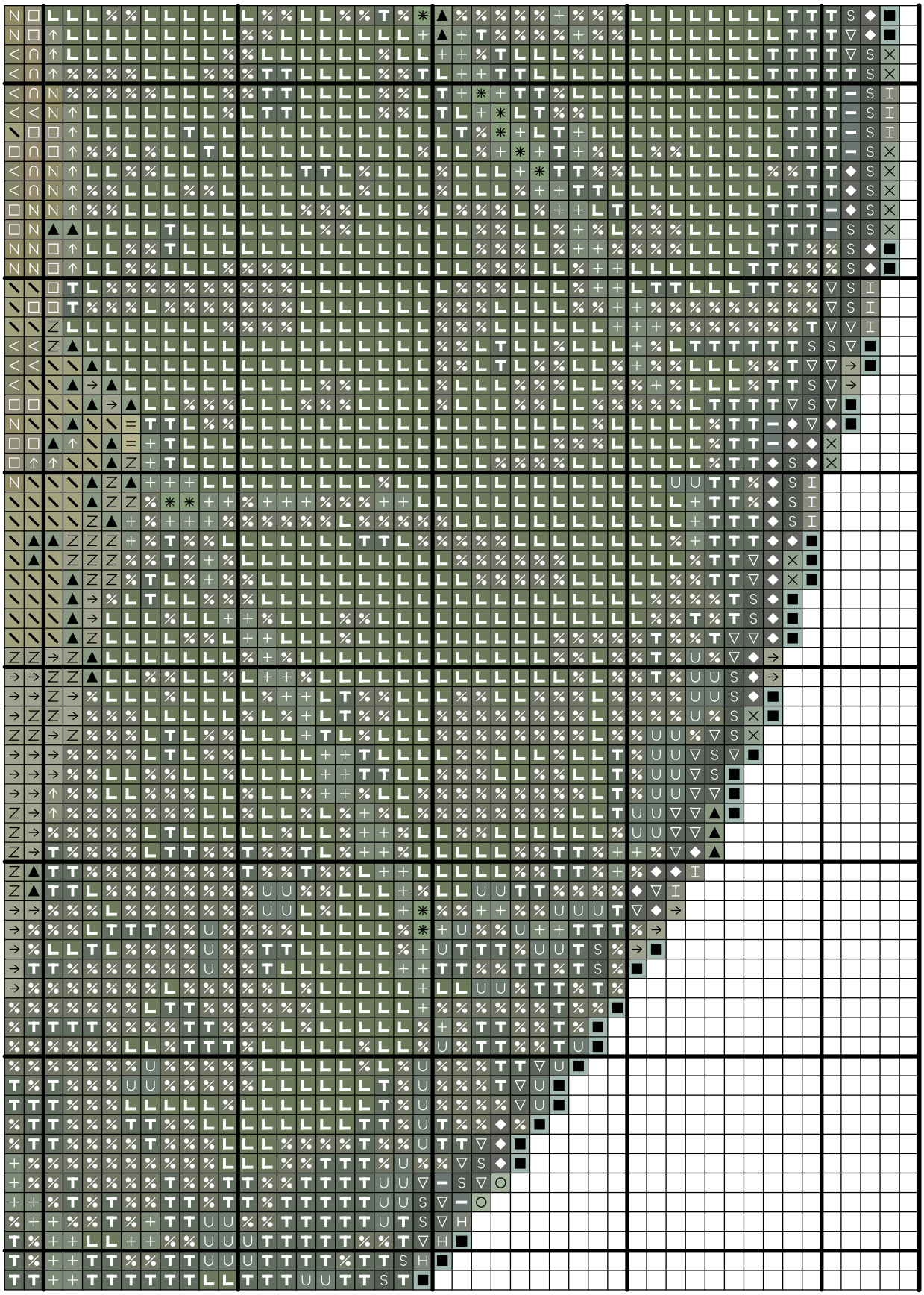







StitchCraft

Design your own Cross Stitch on Computer!

StitchCraft is the perfect tool for anyone who loves needlework. With StitchCraft you can sew the sample charts provided, easily turn photos into ready-to-sew charts or design your own beautiful charts for cross stitch, tapestry, knitting, rug hooking, beadwork and any other grid-based needlework. StitchCraft is easy-to-use leaving you free to be creative!

Over 120 Sample Charts



StitchCraft comes with over 120 ready to sew charts from top designers like DMC, Coats & Vivienne Garforth. The hardest part is choosing which design to sew first!

Design Charts from Photos



Ever wished you could turn favourite photos into needlework designs? Now it's easy! StitchCraft will lead you through the options for your new chart, and in minutes it's ready to print out and sew.

Designing Freehand



How about designing your own chart? StitchCraft has an extensive range of easy-to-use tools for designing your own charts. It won't be long before you're designing like a pro too.

STITCHCRAFT ALLOWS YOU TO:

- Design charts using a large range of tools including full stitch, halfstitch & backstitch
- Move, copy, mirror & rotate sections of charts
- View your designs on screen in beautiful lifelike stitches - simulated cross stitch, tent stitch, & beads
- View by colour, symbols or both
- Design charts using thread & material colours from on screen catalogs, just like shade cards
- Match any colour to the nearest catalogue number
- Change colours and/or symbols at any stage
- Save cut-outs as library files
- Print charts in symbols or lifelike stitches
- Print the instructions & a key
- Print your designs straight onto material or transfer paper with Stampstitch
- Share your designs with your friends by e-mail
- Also StitchCraft comes with full on-screen tutorial, online help, manual & full technical support

Plus loads more…



For more information please visit us at: www.stitchcraft.info