St Matthias Church

by

Ann Logan

http://www.cross-stitch-pattern.net

This kit was designed and created on StitchCraft software

http://www.stitchcraft.info

Key

Color	Symbol	Cat No.	Brand	Type	Stitches	Skeins
	■	834	D.M.C.	Stranded Cotton	3028	1.7
	×	3047	D.M.C.	Stranded Cotton	632	0.4
	▬	3046	D.M.C.	Stranded Cotton	4341	2.4
	▲	677	D.M.C.	Stranded Cotton	2120	1.2
	∪	676	D.M.C.	Stranded Cotton	7452	4.0
	=	729	D.M.C.	Stranded Cotton	1277	0.7
	↑	3822	D.M.C.	Stranded Cotton	2751	1.5
	%	3821	D.M.C.	Stranded Cotton	980	0.6
	▽	3078	D.M.C.	Stranded Cotton	681	0.4
	✳	745	D.M.C.	Stranded Cotton	3784	2.1
	L	744	D.M.C.	Stranded Cotton	2850	1.6
	<	301	D.M.C.	Stranded Cotton	1052	0.6
	→	3823	D.M.C.	Stranded Cotton	3295	1.8
	I	3855	D.M.C.	Stranded Cotton	2217	1.2
	◆	3827	D.M.C.	Stranded Cotton	2393	1.3
	□	738	D.M.C.	Stranded Cotton	901	0.5
	∩	437	D.M.C.	Stranded Cotton	3527	1.9
	/	Blanc	D.M.C.	Stranded Cotton	919	0.5
	⌉	3865	D.M.C.	Stranded Cotton	445	0.3
	■	3743	D.M.C.	Stranded Cotton	1037	0.6
	S	934	D.M.C.	Stranded Cotton	1508	0.9
	L	453	D.M.C.	Stranded Cotton	5008	2.7
	T	452	D.M.C.	Stranded Cotton	1356	0.8
	\	451	D.M.C.	Stranded Cotton	1273	0.7
	<	3787	D.M.C.	Stranded Cotton	1294	0.7
	→	3021	D.M.C.	Stranded Cotton	930	0.5
	I	3024	D.M.C.	Stranded Cotton	1146	0.7
	Z	3866	D.M.C.	Stranded Cotton	1654	0.9
	H	3072	D.M.C.	Stranded Cotton	3621	2.0
	◆	648	D.M.C.	Stranded Cotton	3322	1.8
	N	647	D.M.C.	Stranded Cotton	1036	0.6
	‖	762	D.M.C.	Stranded Cotton	1108	0.6
	□	415	D.M.C.	Stranded Cotton	2425	1.3
	∩	318	D.M.C.	Stranded Cotton	814	0.5
	I	169	D.M.C.	Stranded Cotton	1569	0.9
	/	317	D.M.C.	Stranded Cotton	1445	0.8
	⌉	310	D.M.C.	Stranded Cotton	949	0.6

Notes

Material Type: Aida Generic White

Sewing Count: 14/inch or 55/100mm

Design Size: 235 x 324 stitches

Sewn Design Size: 16.8 x 23.1 inches or 426 x 588 mm

Suggested Material Size: 22.7 x 29 inches or 576 x 738 mm

Stitch Style: Cross-stitch Using 2 strands

Below is a plan showing how the chart pages fit together.
The page number is shown at the top left of each chart page.

A:1	B:1	C:1	D:1
A:2	B:2	C:2	D:2
A:3	B:3	C:3	D:3
A:4	B:4	C:4	D:4

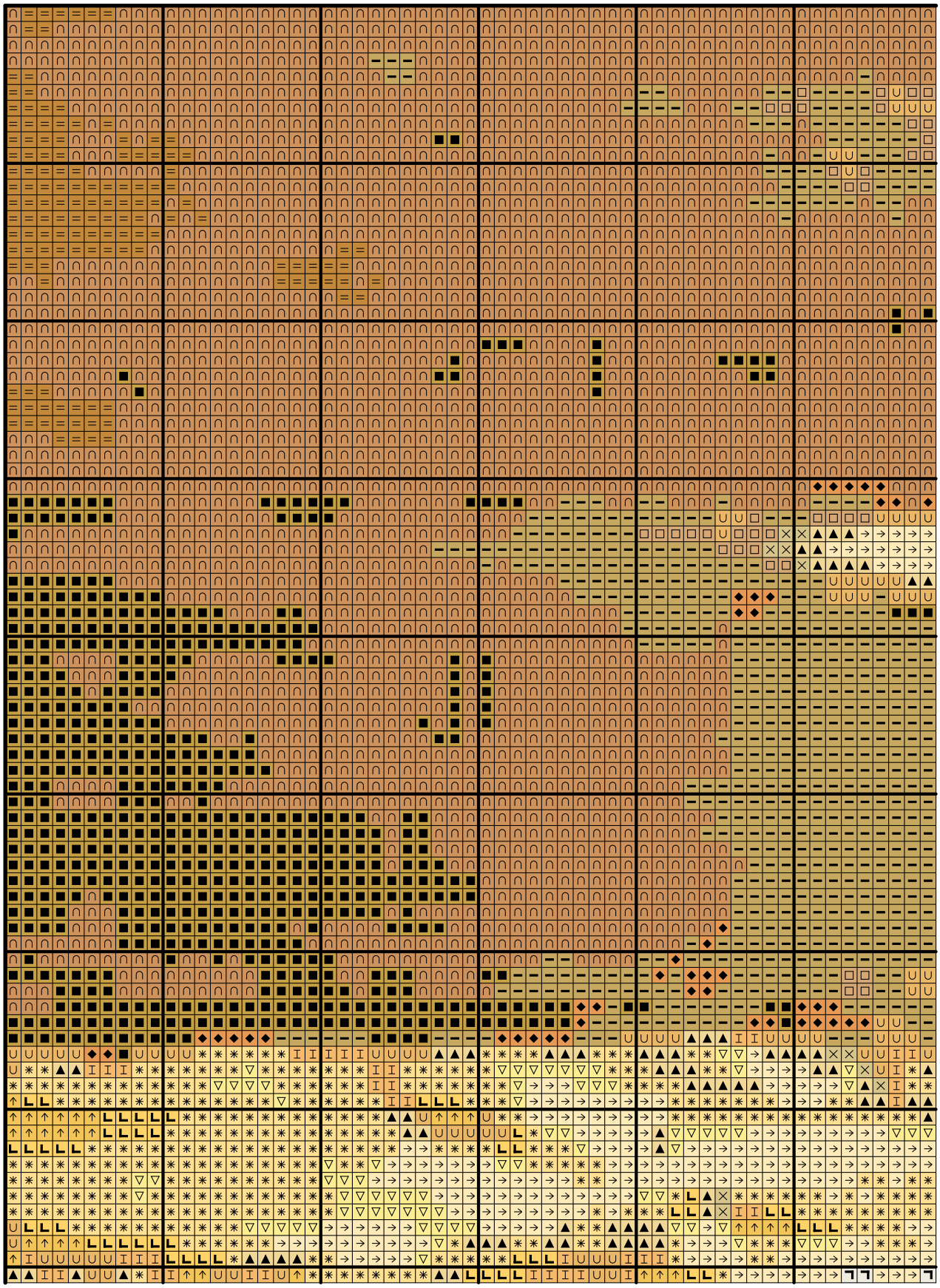

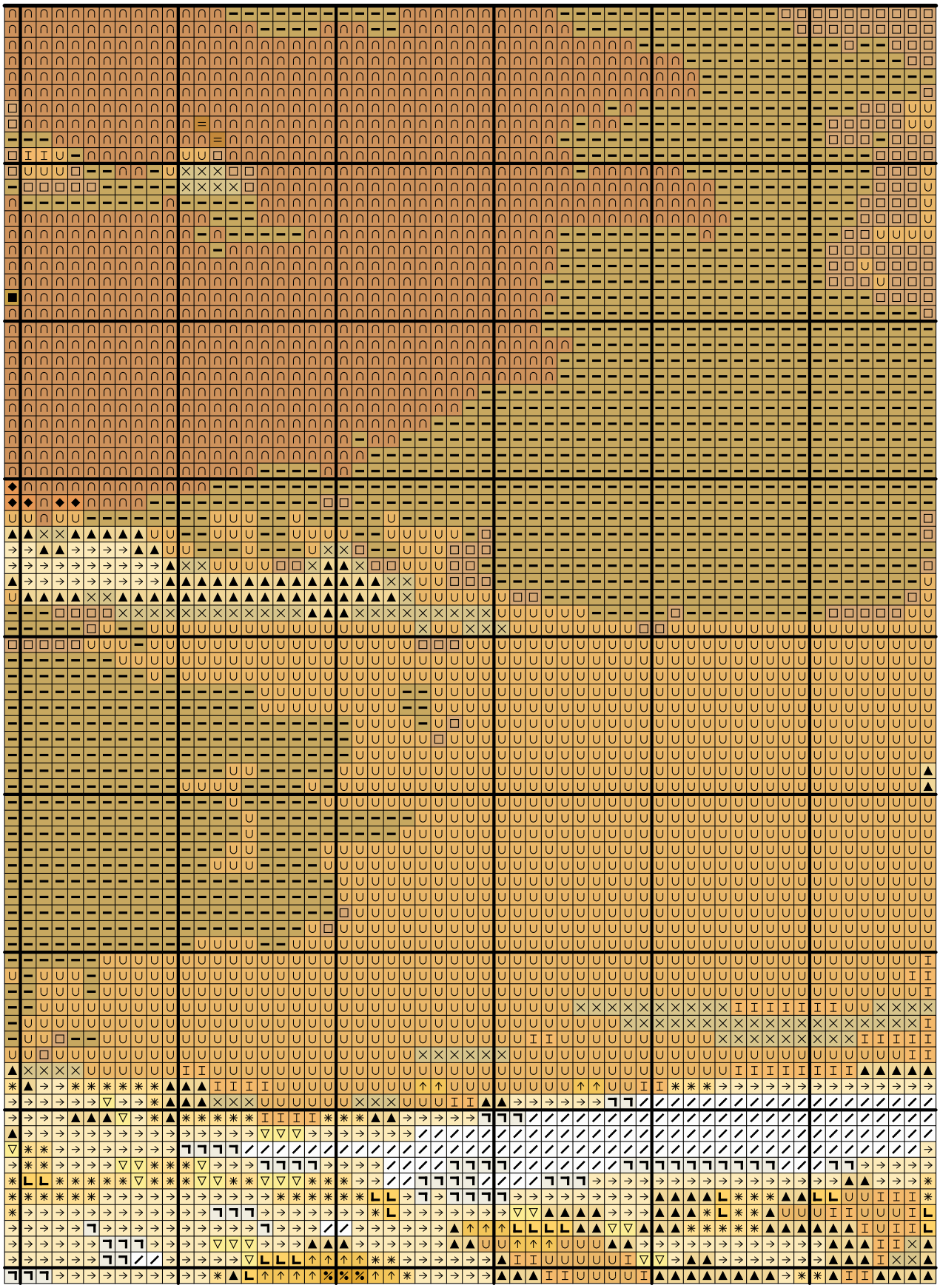



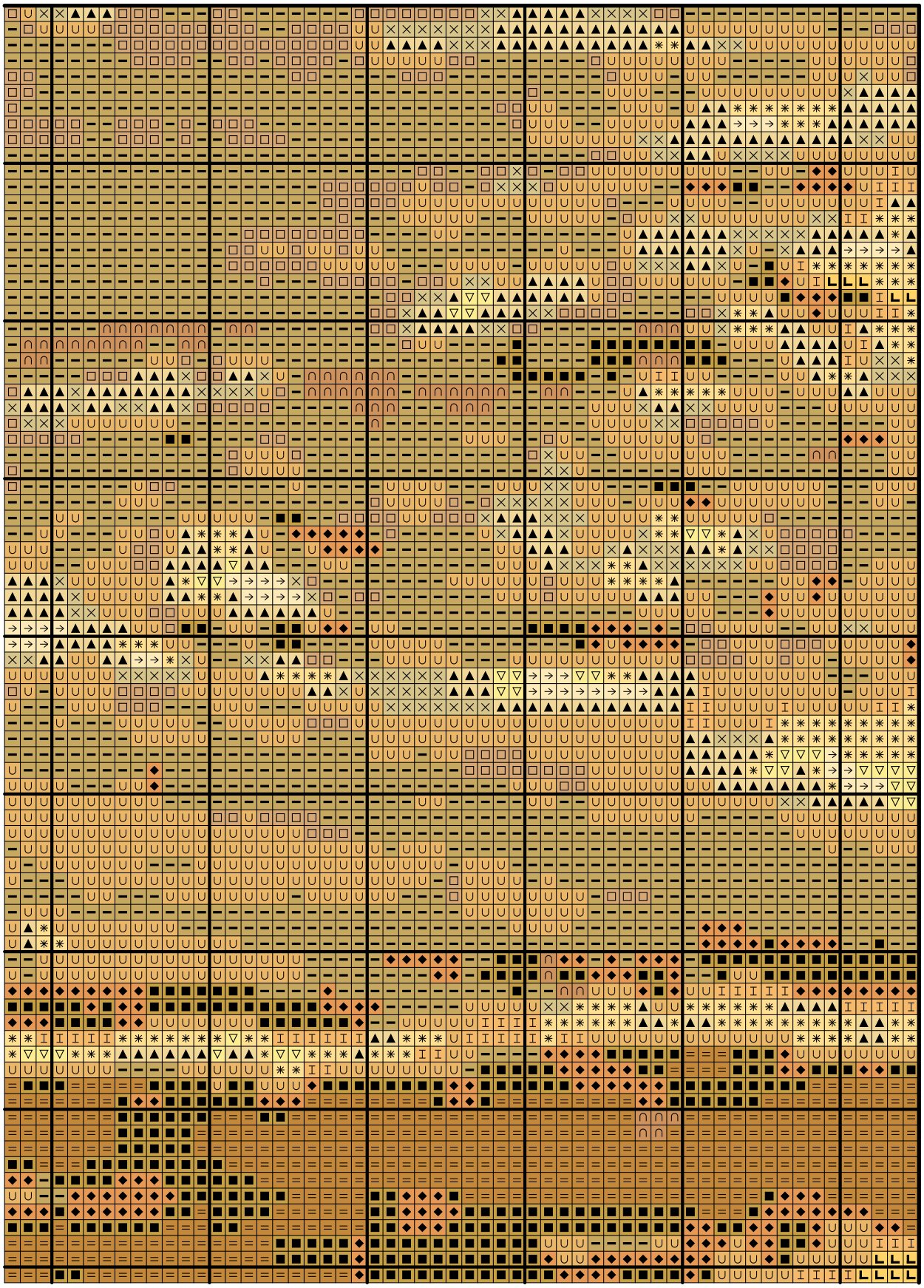

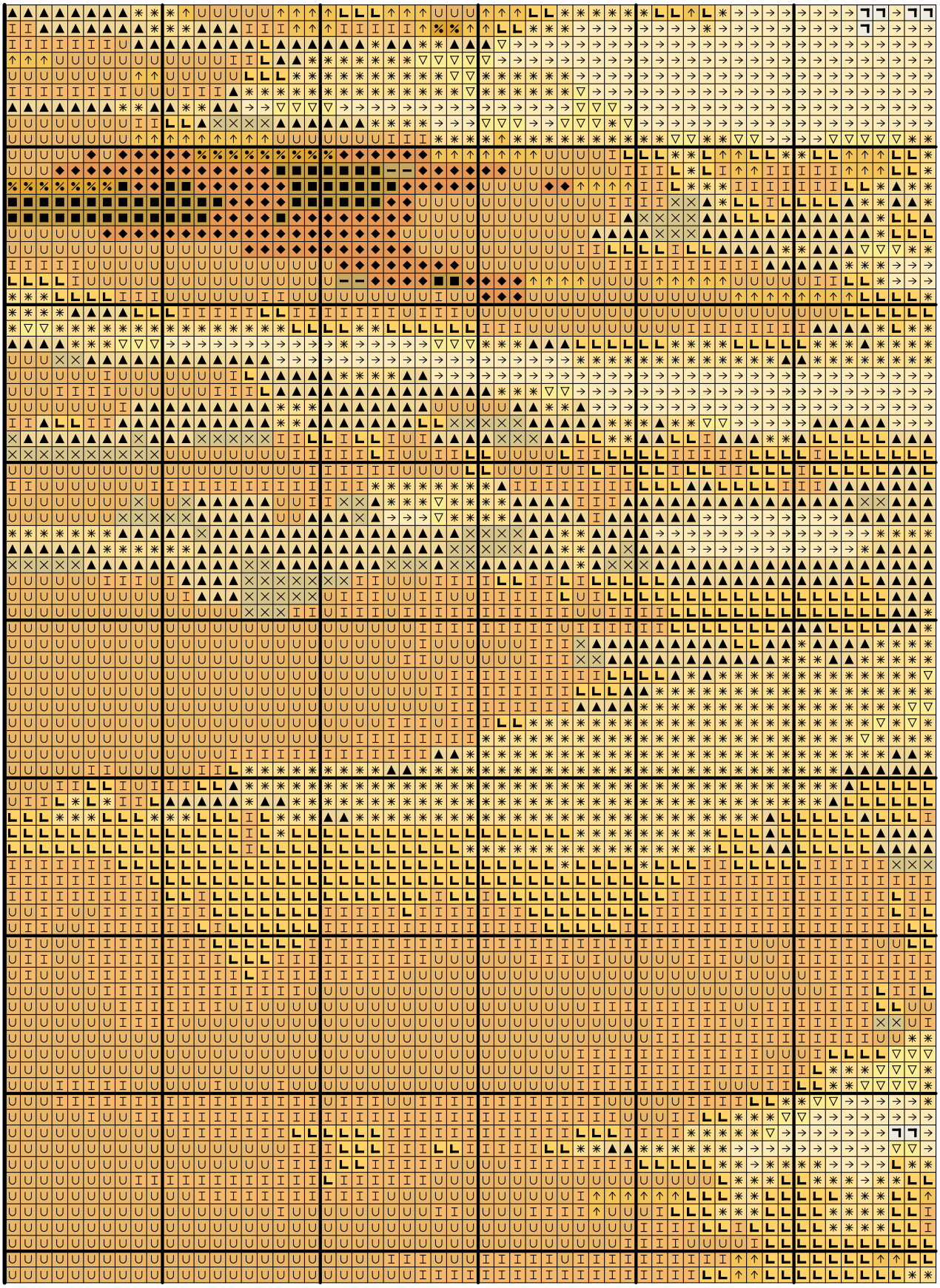

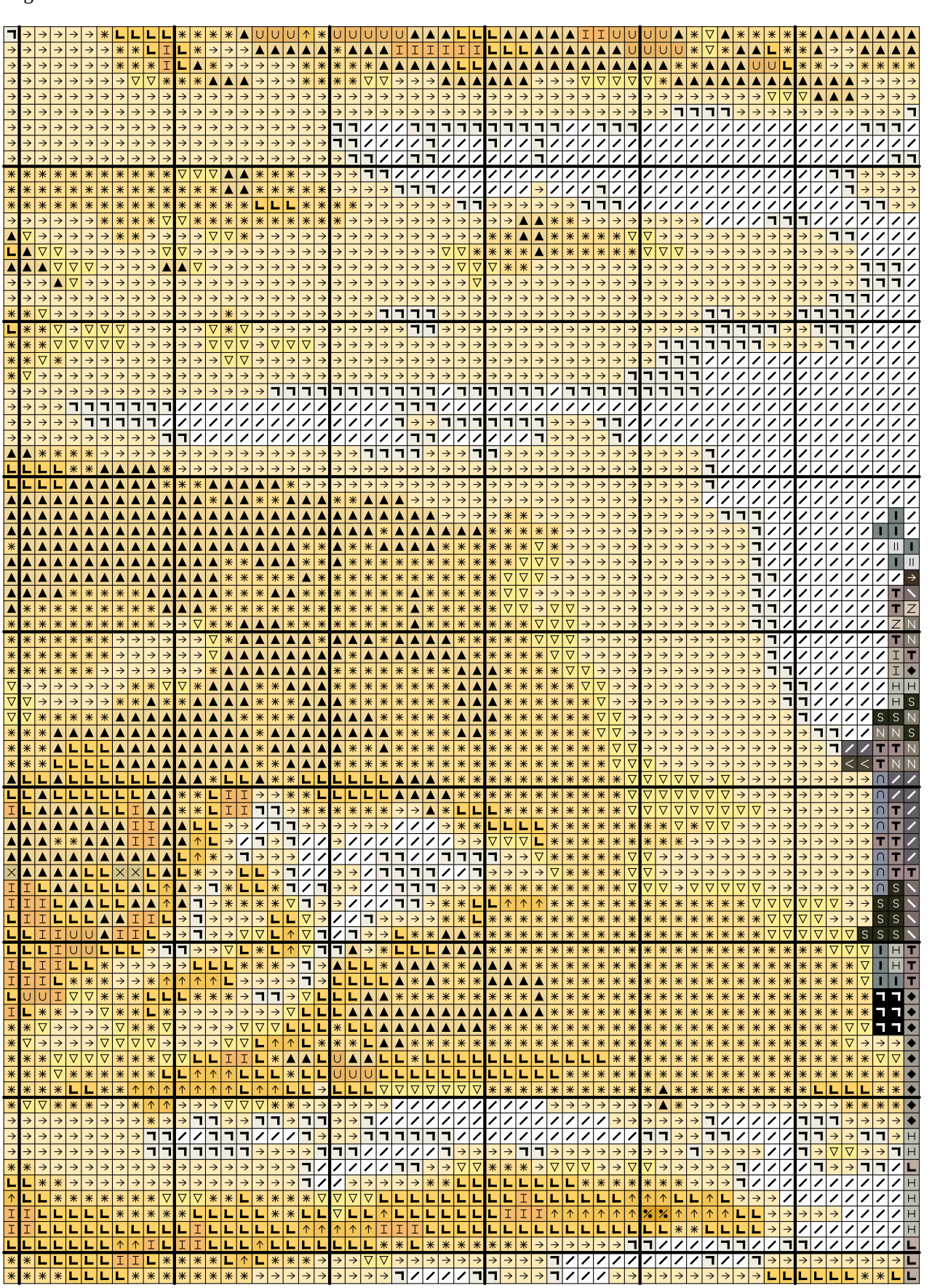



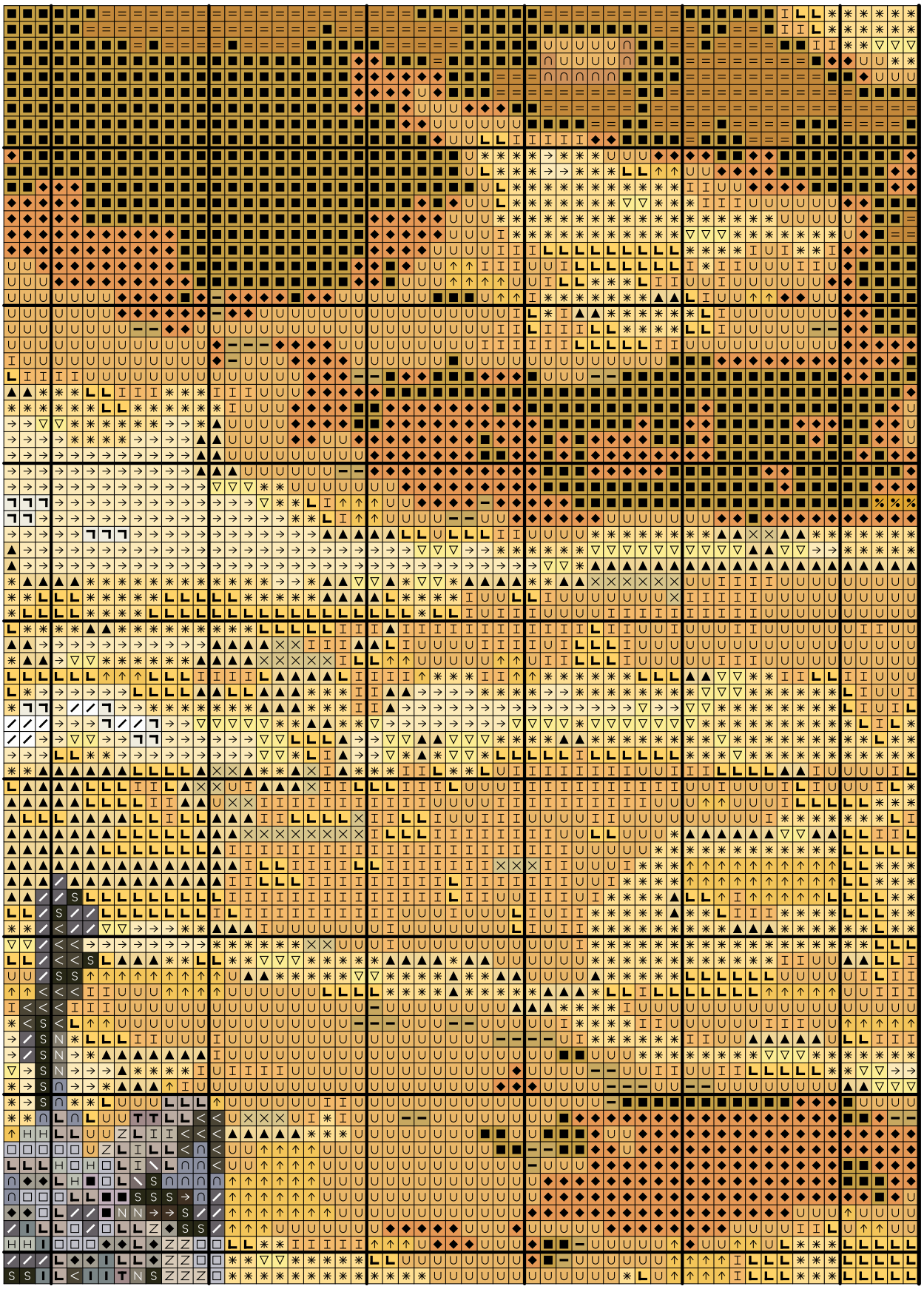

















StitchCraft

Design your own Cross Stitch on Computer!

StitchCraft is the perfect tool for anyone who loves needlework. With StitchCraft you can sew the sample charts provided, easily turn photos into ready-to-sew charts or design your own beautiful charts for cross stitch, tapestry, knitting, rug hooking, beadwork and any other grid-based needlework. StitchCraft is easy-to-use leaving you free to be creative!

Over 120 Sample Charts



StitchCraft comes with over 120 ready to sew charts from top designers like DMC, Coats & Vivienne Garforth. The hardest part is choosing which design to sew first!

Design Charts from Photos



Ever wished you could turn favourite photos into needlework designs? Now it's easy! StitchCraft will lead you through the options for your new chart, and in minutes it's ready to print out and sew.

Designing Freehand



How about designing your own chart? StitchCraft has an extensive range of easy-to-use tools for designing your own charts. It won't be long before you're designing like a pro too.

STITCHCRAFT ALLOWS YOU TO:

- Design charts using a large range of tools including full stitch, halfstitch & backstitch
- Move, copy, mirror & rotate sections of charts
- View your designs on screen in beautiful lifelike stitches - simulated cross stitch, tent stitch, & beads
- View by colour, symbols or both
- Design charts using thread & material colours from on screen catalogs, just like shade cards
- Match any colour to the nearest catalogue number
- Change colours and/or symbols at any stage
- Save cut-outs as library files
- Print charts in symbols or lifelike stitches
- Print the instructions & a key
- Print your designs straight onto material or transfer paper with Stampstitch
- Share your designs with your friends by e-mail
- Also StitchCraft comes with full on-screen tutorial, online help, manual & full technical support

Plus loads more…



For more information please visit us at: www.stitchcraft.info