# Clearing

by

Ann Logan

http://www.cross-stitch-pattern.net

# Key

| Color | Symbol | Cat No. | Brand | Type | Stitches | Skeins |
|---|---|---|---|---|---|---|
| | ■ | 3348 | D.M.C. | Stranded Cotton | 375 | 0.3 |
| | × | 704 | D.M.C. | Stranded Cotton | 558 | 0.3 |
| | ▬ | 907 | D.M.C. | Stranded Cotton | 169 | 0.1 |
| | ○ | 472 | D.M.C. | Stranded Cotton | 558 | 0.3 |
| | ▲ | 471 | D.M.C. | Stranded Cotton | 2419 | 1.3 |
| | + | 470 | D.M.C. | Stranded Cotton | 433 | 0.3 |
| | ∪ | 469 | D.M.C. | Stranded Cotton | 179 | 0.1 |
| | = | 165 | D.M.C. | Stranded Cotton | 128 | 0.1 |
| | ↑ | 3819 | D.M.C. | Stranded Cotton | 178 | 0.1 |
| | % | 581 | D.M.C. | Stranded Cotton | 1151 | 0.7 |
| | ▽ | 734 | D.M.C. | Stranded Cotton | 2008 | 1.1 |
| | S | 733 | D.M.C. | Stranded Cotton | 834 | 0.5 |
| | ✳ | 3012 | D.M.C. | Stranded Cotton | 149 | 0.1 |
| | L | 372 | D.M.C. | Stranded Cotton | 630 | 0.4 |
| | T | 371 | D.M.C. | Stranded Cotton | 325 | 0.2 |
| | \ | 370 | D.M.C. | Stranded Cotton | 141 | 0.1 |
| | < | 834 | D.M.C. | Stranded Cotton | 219 | 0.2 |
| | → | 613 | D.M.C. | Stranded Cotton | 984 | 0.6 |
| | I | 612 | D.M.C. | Stranded Cotton | 503 | 0.3 |
| | Z | 3047 | D.M.C. | Stranded Cotton | 1256 | 0.7 |
| | H | 3046 | D.M.C. | Stranded Cotton | 1690 | 1.0 |
| | ◆ | 677 | D.M.C. | Stranded Cotton | 93 | 0.1 |
| | N | 422 | D.M.C. | Stranded Cotton | 444 | 0.3 |
| | ‖ | 676 | D.M.C. | Stranded Cotton | 126 | 0.1 |
| | □ | 3822 | D.M.C. | Stranded Cotton | 86 | 0.1 |
| | ∩ | 950 | D.M.C. | Stranded Cotton | 185 | 0.1 |
| | ● | 739 | D.M.C. | Stranded Cotton | 254 | 0.2 |
| | I | 738 | D.M.C. | Stranded Cotton | 1834 | 1.0 |
| | / | 3864 | D.M.C. | Stranded Cotton | 365 | 0.2 |
| | ⌉ | 842 | D.M.C. | Stranded Cotton | 647 | 0.4 |

# Notes

Material Type:  Aida Generic White

Sewing Count: 14/inch  or  55/100mm

Design Size: 159 x 119 stitches

Sewn Design Size: 11.4 x 8.5 inches  or  289 x 216 mm

Suggested Material Size: 17.3 x 14.4 inches  or  439 x 366 mm

Stitch Style: Cross-stitch Using 2 strands

Below is a plan showing how the chart pages fit together.
The page number is shown at the top left of each chart page.

| | | |
|---|---|---|
| A:1 | B:1 | C:1 |
| A:2 | B:2 | C:2 |