

North Sea

by

Ann Logan





















































































<http://www.cross-stitch-pattern.net>



















This kit was designed and created on StitchCraft software

<http://www.stitchcraft.info>

Key

Color	Symbol	Cat No.	Brand	Type	Stitches	Skeins
		3743	D.M.C.	Stranded Cotton	2235	1.2
		3740	D.M.C.	Stranded Cotton	813	0.5
		793	D.M.C.	Stranded Cotton	2174	1.2
		3807	D.M.C.	Stranded Cotton	1412	0.8
		792	D.M.C.	Stranded Cotton	1144	0.7
		158	D.M.C.	Stranded Cotton	839	0.5
		791	D.M.C.	Stranded Cotton	1360	0.8
		797	D.M.C.	Stranded Cotton	1313	0.8
		796	D.M.C.	Stranded Cotton	1285	0.7
		820	D.M.C.	Stranded Cotton	3567	2.0
		813	D.M.C.	Stranded Cotton	3090	1.7
		3844	D.M.C.	Stranded Cotton	1441	0.8
		160	D.M.C.	Stranded Cotton	1739	1.0
		161	D.M.C.	Stranded Cotton	1891	1.1
		3756	D.M.C.	Stranded Cotton	1860	1.0
		3325	D.M.C.	Stranded Cotton	1024	0.6
		334	D.M.C.	Stranded Cotton	1338	0.8
		322	D.M.C.	Stranded Cotton	1175	0.7
		336	D.M.C.	Stranded Cotton	649	0.4
		823	D.M.C.	Stranded Cotton	1061	0.6
		939	D.M.C.	Stranded Cotton	543	0.3
		932	D.M.C.	Stranded Cotton	781	0.5
		931	D.M.C.	Stranded Cotton	752	0.5
		3761	D.M.C.	Stranded Cotton	1217	0.7
		519	D.M.C.	Stranded Cotton	1609	0.9
		518	D.M.C.	Stranded Cotton	828	0.5
		3760	D.M.C.	Stranded Cotton	1575	0.9
		517	D.M.C.	Stranded Cotton	2401	1.3
		3842	D.M.C.	Stranded Cotton	1554	0.9
		747	D.M.C.	Stranded Cotton	1291	0.7
		3766	D.M.C.	Stranded Cotton	4530	2.5
		807	D.M.C.	Stranded Cotton	4580	2.5
		3765	D.M.C.	Stranded Cotton	2037	1.1
		3809	D.M.C.	Stranded Cotton	2397	1.3
		3808	D.M.C.	Stranded Cotton	899	0.5
		934	D.M.C.	Stranded Cotton	1006	0.6
		948	D.M.C.	Stranded Cotton	1115	0.6
		451	D.M.C.	Stranded Cotton	841	0.5
		3861	D.M.C.	Stranded Cotton	1378	0.8
		938	D.M.C.	Stranded Cotton	966	0.6
		3371	D.M.C.	Stranded Cotton	1527	0.9
		3787	D.M.C.	Stranded Cotton	959	0.6

Key

Color	Symbol	Cat No.	Brand	Type	Stitches	Skeins
		3021	D.M.C.	Stranded Cotton	1671	0.9
		3790	D.M.C.	Stranded Cotton	1351	0.8
		3781	D.M.C.	Stranded Cotton	1402	0.8
		840	D.M.C.	Stranded Cotton	991	0.6
		838	D.M.C.	Stranded Cotton	1329	0.8
		318	D.M.C.	Stranded Cotton	1645	0.9
		413	D.M.C.	Stranded Cotton	827	0.5
		310	D.M.C.	Stranded Cotton	670	0.4

Notes

Material Type: Aida Generic White

Sewing Count: 14/inch or 55/100mm

Design Size: 349 x 218 stitches


Sewn Design Size: 24.9 x 15.6 inches or 633 x 396 mm


Suggested Material Size: 30.8 x 21.5 inches or 783 x 546 mm


Stitch Style: Cross-stitch Using 2 strands

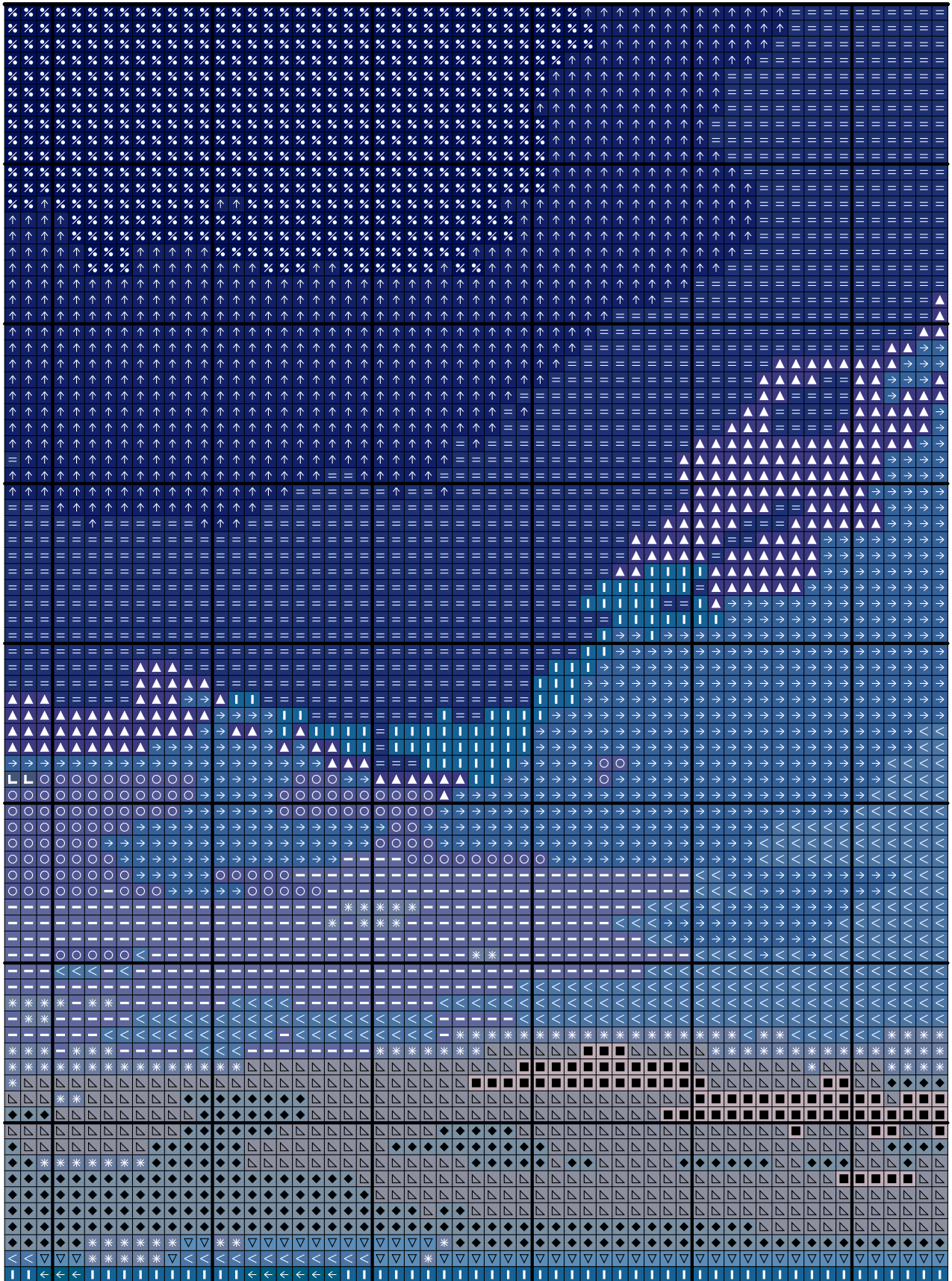
Below is a plan showing how the chart pages fit together.
The page number is shown at the top left of each chart page.


A:1	B:1	C:1	D:1	E:1	F:1
A:2	B:2	C:2	D:2	E:2	F:2
A:3	B:3	C:3	D:3	E:3	F:3










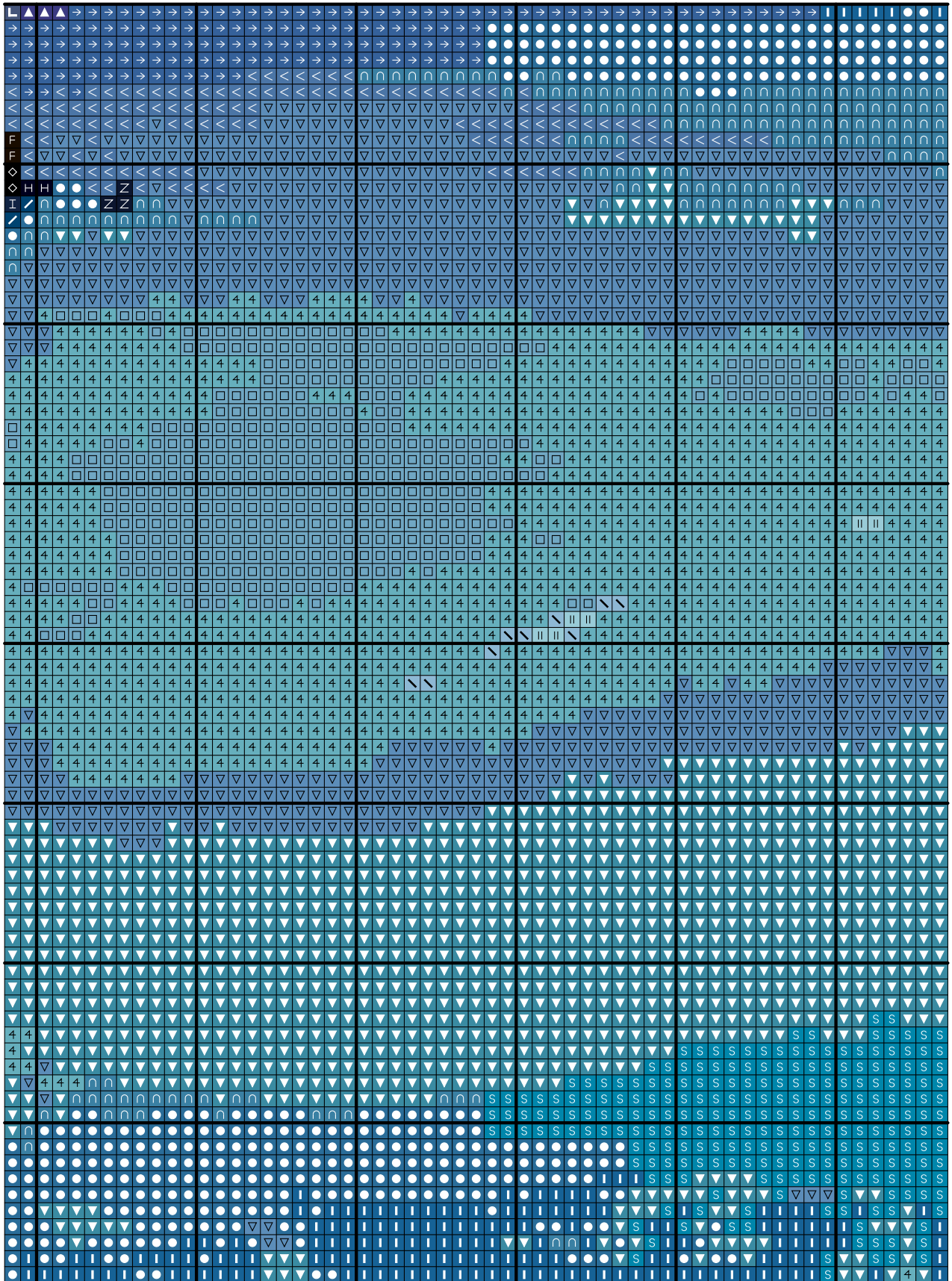








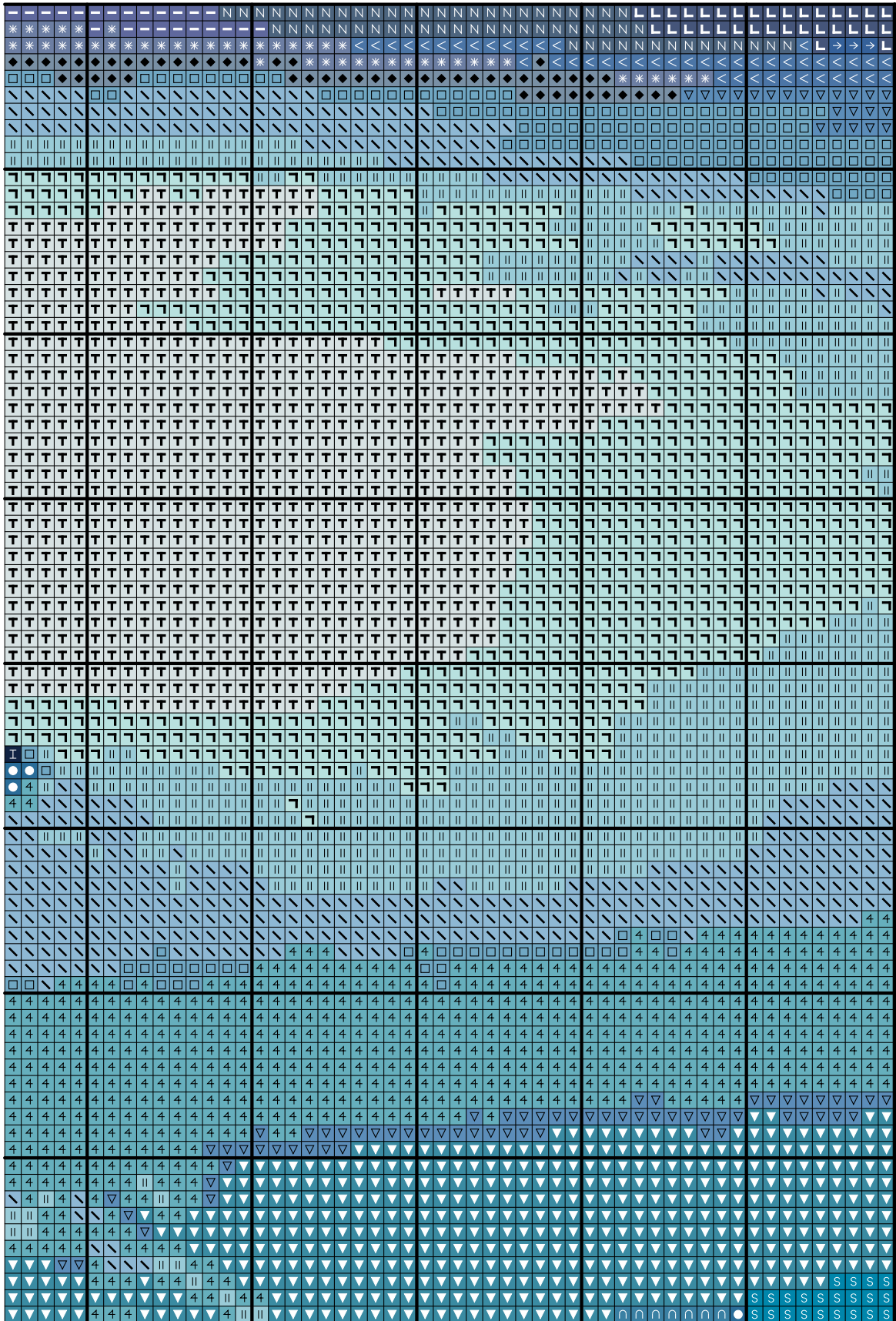























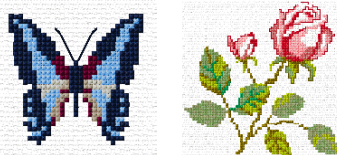


StitchCraft

Design your own Cross Stitch on Computer!


StitchCraft is the perfect tool for anyone who loves needlework. With StitchCraft you can sew the sample charts provided, easily turn photos into ready-to-sew charts or design your own beautiful charts for cross stitch, tapestry, knitting, rug hooking, beadwork and any other grid-based needlework. StitchCraft is easy-to-use leaving you free to be creative!

Over 120 Sample Charts




StitchCraft comes with over 120 ready to sew charts from top designers like DMC, Coats & Vivienne Garforth. The hardest part is choosing which design to sew first!

Design Charts from Photos



Ever wished you could turn favourite photos into needlework designs? Now it's easy! StitchCraft will lead you through the options for your new chart, and in minutes it's ready to print out and sew.

Designing Freehand




How about designing your own chart? StitchCraft has an extensive range of easy-to-use tools for designing your own charts. It won't be long before you're designing like a pro too.

STITCHCRAFT ALLOWS YOU TO:

- Design charts using a large range of tools including full stitch, halfstitch & backstitch
- Move, copy, mirror & rotate sections of charts
- View your designs on screen in beautiful lifelike stitches - simulated cross stitch, tent stitch, & beads
- View by colour, symbols or both
- Design charts using thread & material colours from on screen catalogs, just like shade cards
- Match any colour to the nearest catalogue number
- Change colours and/or symbols at any stage
- Save cut-outs as library files
- Print charts in symbols or lifelike stitches
- Print the instructions & a key
- Print your designs straight onto material or transfer paper with Stampstitch
- Share your designs with your friends by e-mail
- Also StitchCraft comes with full on-screen tutorial, online help, manual & full technical support

Plus loads more...



For more information please visit us at: www.stitchcraft.info