


# Beautiful Betty by Albert Lynch

by

Ann Logan





















































































<http://www.cross-stitch-pattern.net>











This kit was designed and created on StitchCraft software

<http://www.stitchcraft.info>

# Key

Color	Symbol	Cat No.	Brand	Type	Stitches	Skeins
		3740	D.M.C.	Stranded Cotton	205	0.2
		935	D.M.C.	Stranded Cotton	629	0.4
		934	D.M.C.	Stranded Cotton	6602	3.6
		834	D.M.C.	Stranded Cotton	1347	0.8
		833	D.M.C.	Stranded Cotton	894	0.5
		832	D.M.C.	Stranded Cotton	334	0.2
		612	D.M.C.	Stranded Cotton	331	0.2
		610	D.M.C.	Stranded Cotton	986	0.6
		3047	D.M.C.	Stranded Cotton	187	0.2
		3046	D.M.C.	Stranded Cotton	321	0.2
		3045	D.M.C.	Stranded Cotton	317	0.2
		167	D.M.C.	Stranded Cotton	1862	1.0
		422	D.M.C.	Stranded Cotton	333	0.2
		3828	D.M.C.	Stranded Cotton	398	0.3
		420	D.M.C.	Stranded Cotton	2997	1.7
		869	D.M.C.	Stranded Cotton	507	0.3
		676	D.M.C.	Stranded Cotton	351	0.2
		729	D.M.C.	Stranded Cotton	1313	0.8
		680	D.M.C.	Stranded Cotton	2087	1.2
		3829	D.M.C.	Stranded Cotton	897	0.5
		3822	D.M.C.	Stranded Cotton	1565	0.9
		3821	D.M.C.	Stranded Cotton	808	0.5
		744	D.M.C.	Stranded Cotton	1149	0.7
		3855	D.M.C.	Stranded Cotton	238	0.2
		3827	D.M.C.	Stranded Cotton	246	0.2
		632	D.M.C.	Stranded Cotton	788	0.5
		3860	D.M.C.	Stranded Cotton	460	0.3
		779	D.M.C.	Stranded Cotton	23919	12.9
		738	D.M.C.	Stranded Cotton	530	0.3
		435	D.M.C.	Stranded Cotton	649	0.4
		434	D.M.C.	Stranded Cotton	272	0.2
		3371	D.M.C.	Stranded Cotton	693	0.4
		3863	D.M.C.	Stranded Cotton	578	0.4
		3862	D.M.C.	Stranded Cotton	4050	2.2
		3787	D.M.C.	Stranded Cotton	1366	0.8
		3021	D.M.C.	Stranded Cotton	781	0.5
		535	D.M.C.	Stranded Cotton	914	0.5
		3790	D.M.C.	Stranded Cotton	2502	1.4
		3781	D.M.C.	Stranded Cotton	275	0.2
		840	D.M.C.	Stranded Cotton	616	0.4
		839	D.M.C.	Stranded Cotton	2448	1.4
		838	D.M.C.	Stranded Cotton	170	0.1

# Key

Color	Symbol	Cat No.	Brand	Type	Stitches	Skeins
		646	D.M.C.	Stranded Cotton	202	0.2
		645	D.M.C.	Stranded Cotton	442	0.3
		844	D.M.C.	Stranded Cotton	2305	1.3
		3799	D.M.C.	Stranded Cotton	5081	2.8

## Notes

Material Type: Aida Generic White

Sewing Count: 14/inch or 55/100mm

Design Size: 249 x 305 stitches

Sewn Design Size: 17.8 x 21.8 inches or 452 x 553 mm

Suggested Material Size: 23.7 x 27.7 inches or 602 x 703 mm

Stitch Style: Cross-stitch Using 2 strands

Below is a plan showing how the chart pages fit together.  
The page number is shown at the top left of each chart page.

A:1	B:1	C:1	D:1
A:2	B:2	C:2	D:2
A:3	B:3	C:3	D:3
A:4	B:4	C:4	D:4









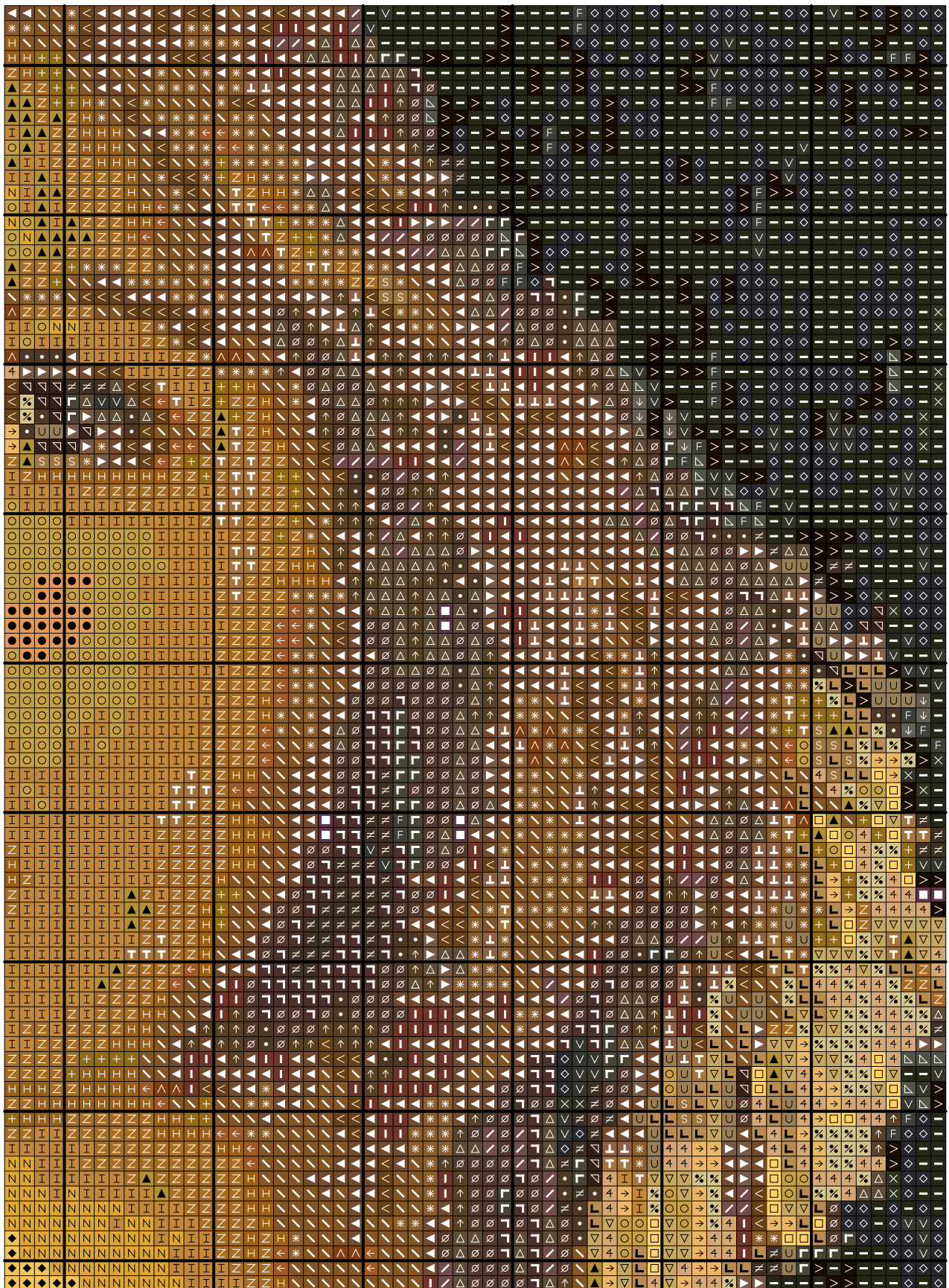







































# StitchCraft

## *Design your own Cross Stitch on Computer!*

StitchCraft is the perfect tool for anyone who loves needlework. With StitchCraft you can sew the sample charts provided, easily turn photos into ready-to-sew charts or design your own beautiful charts for cross stitch, tapestry, knitting, rug hooking, beadwork and any other grid-based needlework. StitchCraft is easy-to-use leaving you free to be creative!

### Over 120 Sample Charts



*StitchCraft comes with over 120 ready to sew charts from top designers like DMC, Coats & Vivienne Garforth. The hardest part is choosing which design to sew first!*

### Design Charts from Photos



*Ever wished you could turn favourite photos into needlework designs? Now it's easy! StitchCraft will lead you through the options for your new chart, and in minutes it's ready to print out and sew.*

### Designing Freehand



*How about designing your own chart? StitchCraft has an extensive range of easy-to-use tools for designing your own charts. It won't be long before you're designing like a pro too.*

### STITCHCRAFT ALLOWS YOU TO:

- Design charts using a large range of tools including full stitch, halfstitch & backstitch
  - Move, copy, mirror & rotate sections of charts
  - View your designs on screen in beautiful lifelike stitches - simulated cross stitch, tent stitch, & beads
  - View by colour, symbols or both
  - Design charts using thread & material colours from on screen catalogs, just like shade cards
  - Match any colour to the nearest catalogue number
  - Change colours and/or symbols at any stage
  - Save cut-outs as library files
  - Print charts in symbols or lifelike stitches
  - Print the instructions & a key
  - Print your designs straight onto material or transfer paper with Stampstitch
  - Share your designs with your friends by e-mail
  - Also StitchCraft comes with full on-screen tutorial, online help, manual & full technical support
- Plus loads more...



For more information please visit us at: [www.stitchcraft.info](http://www.stitchcraft.info)