

Madonna of the Street

by

Ann Logan







































































<https://www.cross-stitch-pattern.net>



This kit was designed and created on StitchCraft software

<http://www.stitchcraft.info>

Key

Color	Symbol	Cat No.	Brand	Type	Stitches	Skeins
		926	D.M.C.	Stranded Cotton	1265	0.7
		3768	D.M.C.	Stranded Cotton	4112	2.3
		935	D.M.C.	Stranded Cotton	7547	4.1
		934	D.M.C.	Stranded Cotton	4354	2.4
		3363	D.M.C.	Stranded Cotton	693	0.4
		3362	D.M.C.	Stranded Cotton	2302	1.3
		834	D.M.C.	Stranded Cotton	762	0.5
		833	D.M.C.	Stranded Cotton	821	0.5
		3047	D.M.C.	Stranded Cotton	1003	0.6
		3046	D.M.C.	Stranded Cotton	840	0.5
		3045	D.M.C.	Stranded Cotton	896	0.5
		167	D.M.C.	Stranded Cotton	795	0.5
		677	D.M.C.	Stranded Cotton	529	0.3
		422	D.M.C.	Stranded Cotton	2108	1.2
		420	D.M.C.	Stranded Cotton	598	0.4
		869	D.M.C.	Stranded Cotton	995	0.6
		680	D.M.C.	Stranded Cotton	472	0.3
		632	D.M.C.	Stranded Cotton	438	0.3
		738	D.M.C.	Stranded Cotton	360	0.2
		801	D.M.C.	Stranded Cotton	2261	1.3
		3863	D.M.C.	Stranded Cotton	755	0.5
		3862	D.M.C.	Stranded Cotton	723	0.4
		822	D.M.C.	Stranded Cotton	1385	0.8
		644	D.M.C.	Stranded Cotton	390	0.3
		535	D.M.C.	Stranded Cotton	5576	3.0
		3033	D.M.C.	Stranded Cotton	981	0.6
		3790	D.M.C.	Stranded Cotton	813	0.5
		842	D.M.C.	Stranded Cotton	1097	0.6
		841	D.M.C.	Stranded Cotton	1152	0.7
		645	D.M.C.	Stranded Cotton	2724	1.5
		844	D.M.C.	Stranded Cotton	5459	3.0
		169	D.M.C.	Stranded Cotton	1060	0.6
		317	D.M.C.	Stranded Cotton	1476	0.8
		413	D.M.C.	Stranded Cotton	6951	3.8
		3799	D.M.C.	Stranded Cotton	12339	6.7

Notes

Material Type: Aida Generic White

Sewing Count: 14/inch or 55/100mm

Design Size: 256 x 297 stitches


Sewn Design Size: 18.3 x 21.2 inches or 465 x 539 mm


Suggested Material Size: 24.2 x 27.1 inches or 615 x 689 mm

Stitch Style: Cross-stitch Using 2 strands

Below is a plan showing how the chart pages fit together.
The page number is shown at the top left of each chart page.


A:1	B:1	C:1	D:1
A:2	B:2	C:2	D:2
A:3	B:3	C:3	D:3
A:4	B:4	C:4	D:4

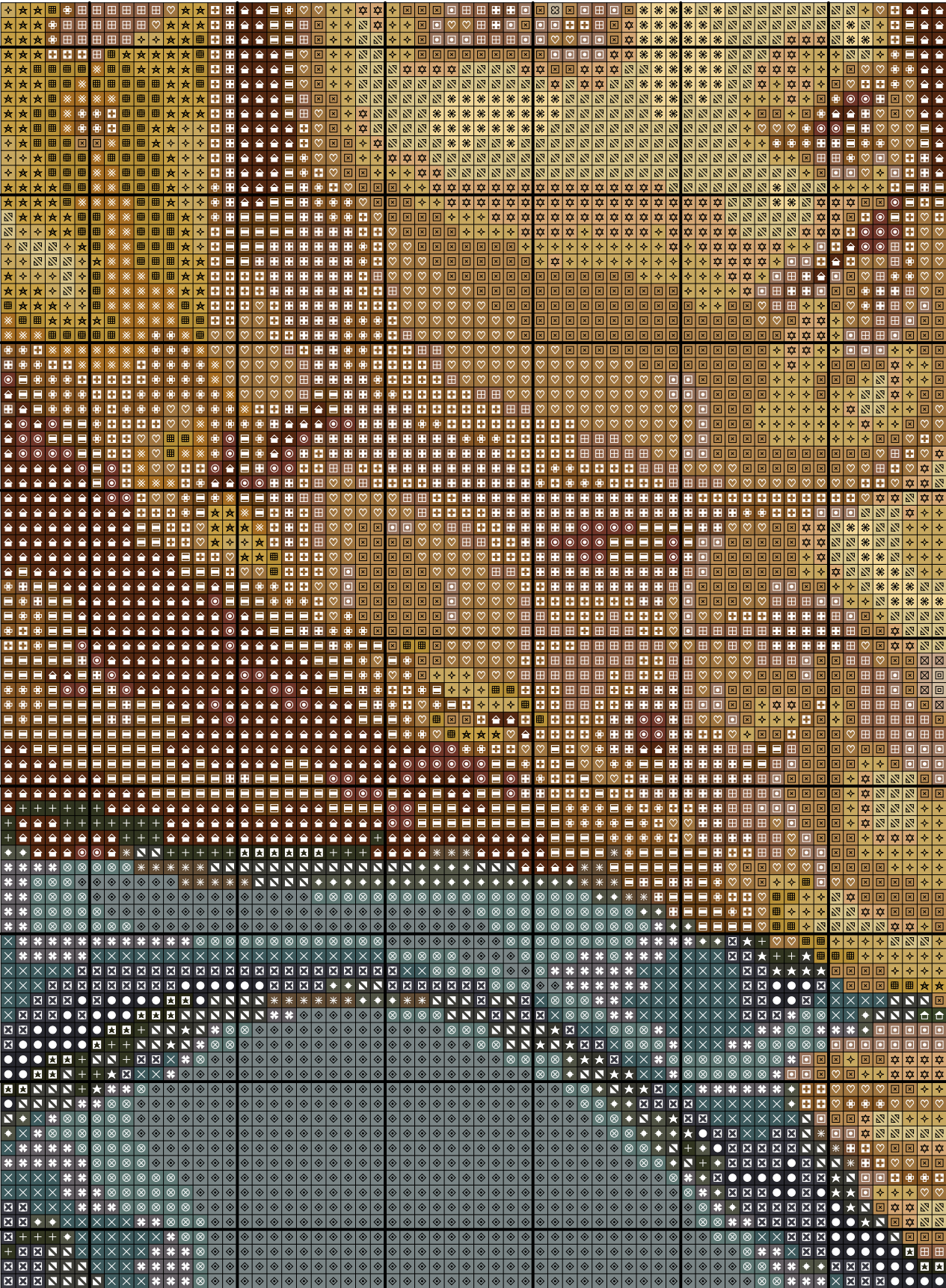


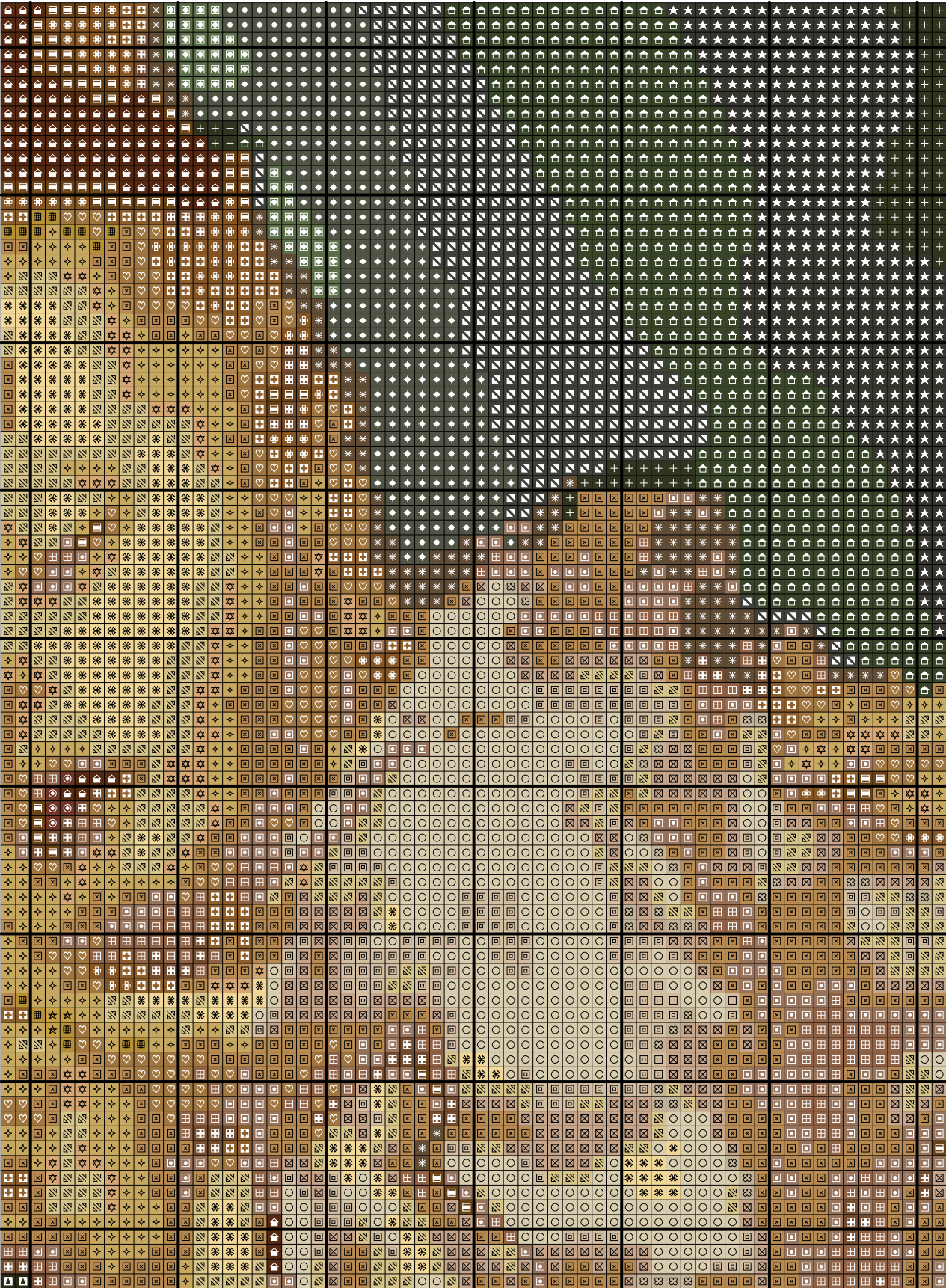






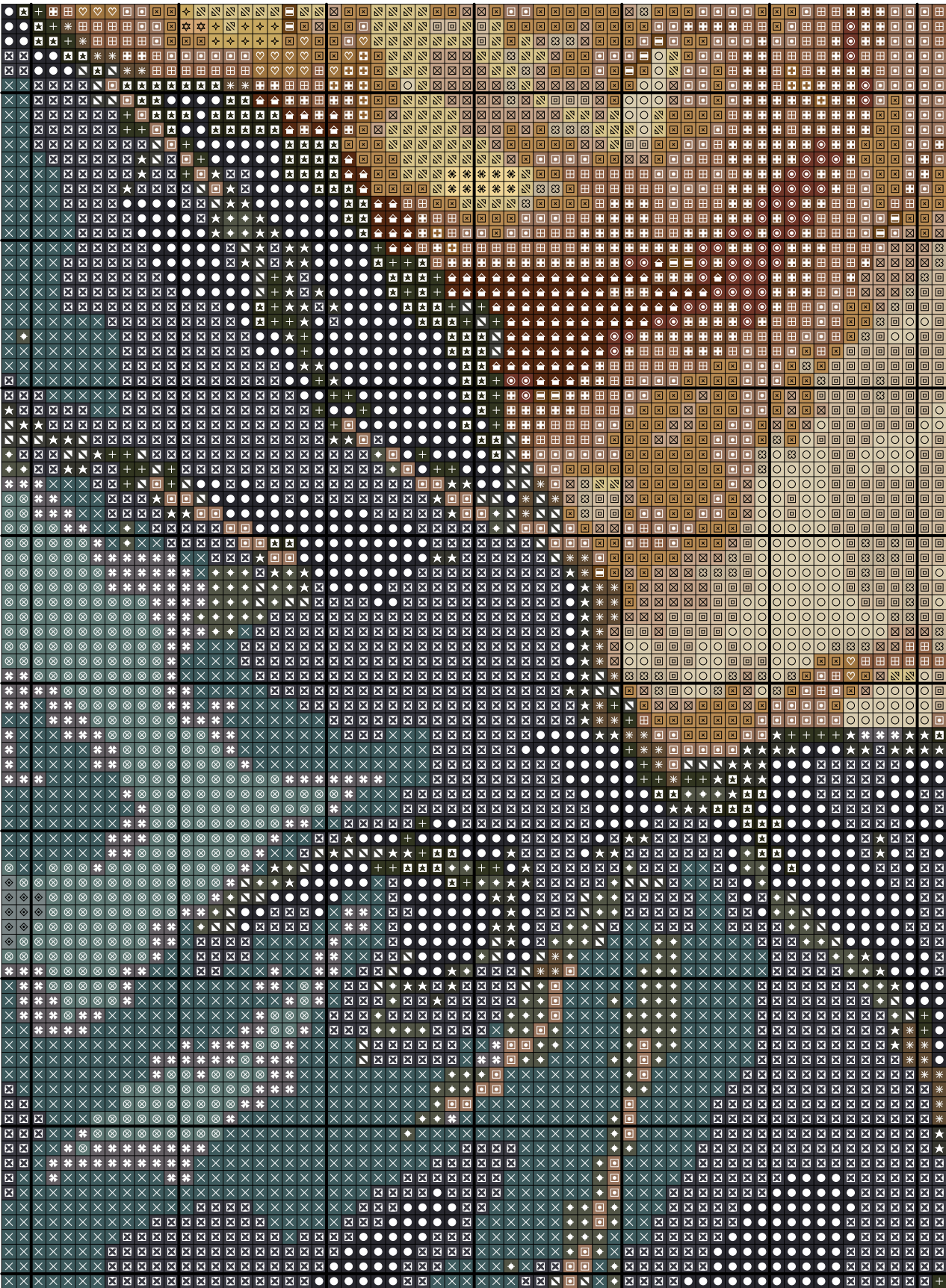


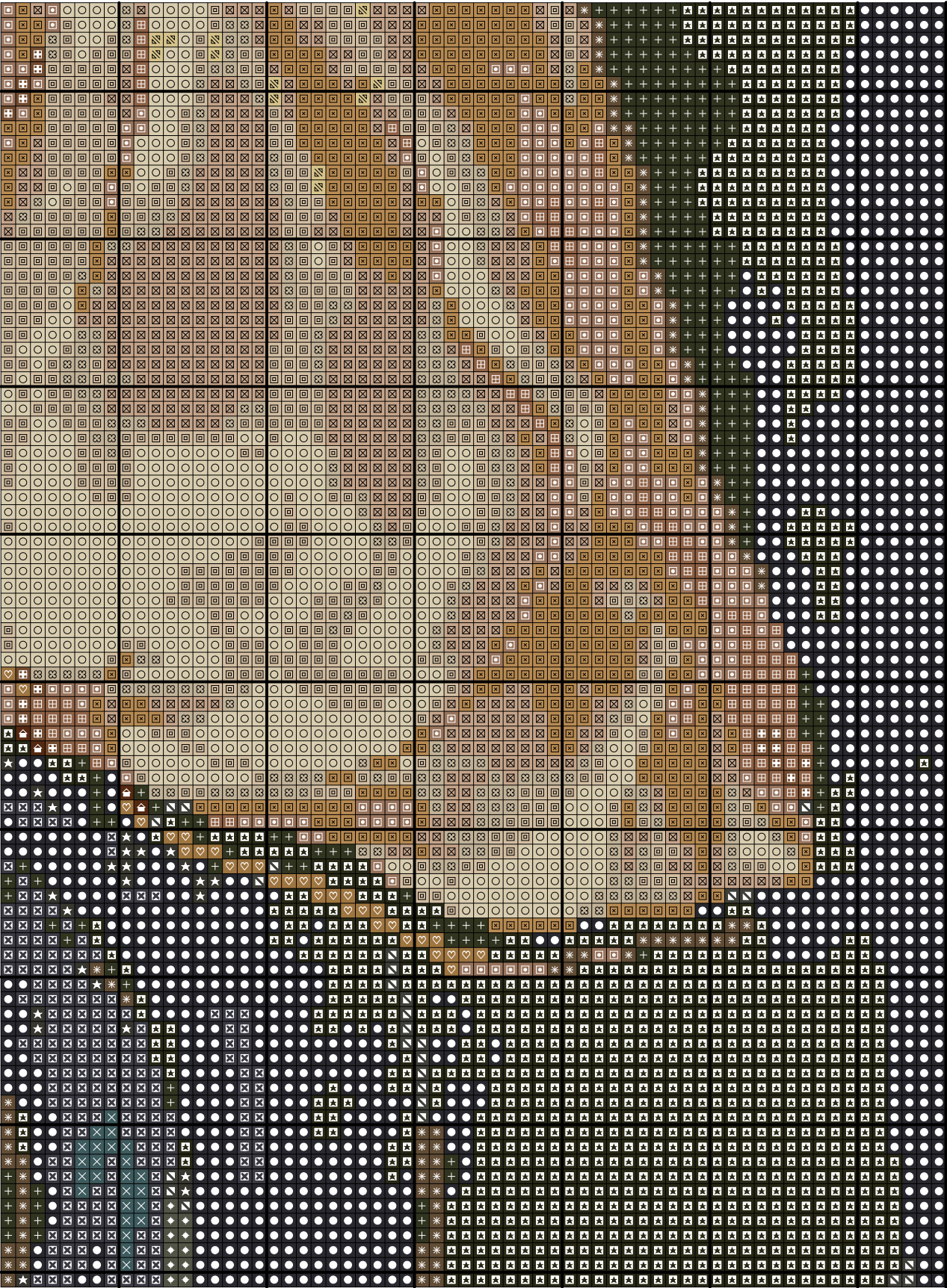







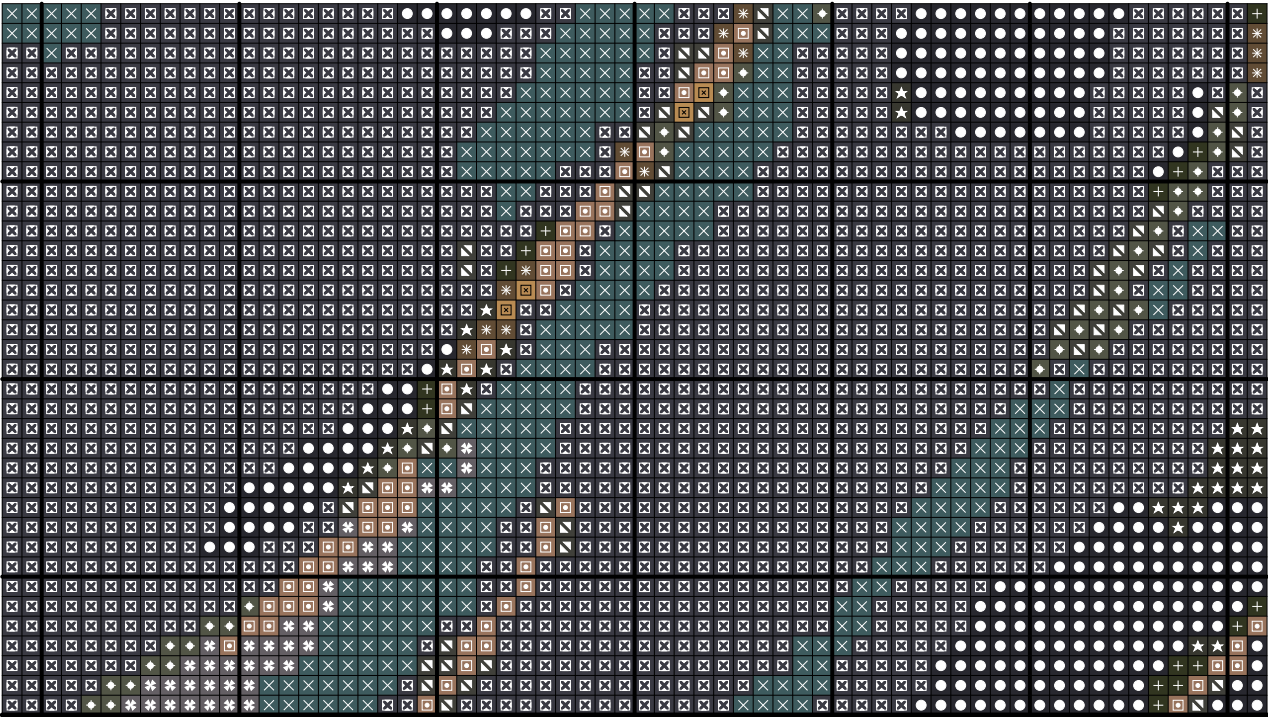















StitchCraft

Design your own Cross Stitch on Computer!


StitchCraft is the perfect tool for anyone who loves needlework. With StitchCraft you can sew the sample charts provided, easily turn photos into ready-to-sew charts or design your own beautiful charts for cross stitch, tapestry, knitting, rug hooking, beadwork and any other grid-based needlework. StitchCraft is easy-to-use leaving you free to be creative!

Over 120 Sample Charts




StitchCraft comes with over 120 ready to sew charts from top designers like DMC, Coats & Vivienne Garforth. The hardest part is choosing which design to sew first!

Design Charts from Photos



Ever wished you could turn favourite photos into needlework designs? Now it's easy! StitchCraft will lead you through the options for your new chart, and in minutes it's ready to print out and sew.


Designing Freehand



How about designing your own chart? StitchCraft has an extensive range of easy-to-use tools for designing your own charts. It won't be long before you're designing like a pro too.

STITCHCRAFT ALLOWS YOU TO:

- Design charts using a large range of tools including full stitch, halfstitch & backstitch
 - Move, copy, mirror & rotate sections of charts
 - View your designs on screen in beautiful lifelike stitches - simulated cross stitch, tent stitch, & beads
 - View by colour, symbols or both
 - Design charts using thread & material colours from on screen catalogs, just like shade cards
 - Match any colour to the nearest catalogue number
 - Change colours and/or symbols at any stage
 - Save cut-outs as library files
 - Print charts in symbols or lifelike stitches
 - Print the instructions & a key
 - Print your designs straight onto material or transfer paper with Stampstitch
 - Share your designs with your friends by e-mail
 - Also StitchCraft comes with full on-screen tutorial, online help, manual & full technical support
- Plus loads more...



For more information please visit us at: www.stitchcraft.info