


Uluru Rock

by

Ann Logan





























































<http://www.cross-stitch-pattern.net>



This kit was designed and created on StitchCraft software

<http://www.stitchcraft.info>

Key

Color	Symbol	Cat No.	Brand	Type	Stitches	Skeins
		3802	D.M.C.	Stranded Cotton	437	0.3
		3840	D.M.C.	Stranded Cotton	384	0.3
		3838	D.M.C.	Stranded Cotton	1081	0.6
		809	D.M.C.	Stranded Cotton	740	0.4
		799	D.M.C.	Stranded Cotton	1105	0.6
		798	D.M.C.	Stranded Cotton	3109	1.7
		162	D.M.C.	Stranded Cotton	441	0.3
		826	D.M.C.	Stranded Cotton	989	0.6
		825	D.M.C.	Stranded Cotton	1158	0.7
		3756	D.M.C.	Stranded Cotton	435	0.3
		834	D.M.C.	Stranded Cotton	605	0.4
		833	D.M.C.	Stranded Cotton	249	0.2
		613	D.M.C.	Stranded Cotton	513	0.3
		612	D.M.C.	Stranded Cotton	393	0.3
		3046	D.M.C.	Stranded Cotton	431	0.3
		3045	D.M.C.	Stranded Cotton	306	0.2
		676	D.M.C.	Stranded Cotton	587	0.4
		3822	D.M.C.	Stranded Cotton	634	0.4
		727	D.M.C.	Stranded Cotton	273	0.2
		744	D.M.C.	Stranded Cotton	351	0.2
		402	D.M.C.	Stranded Cotton	354	0.2
		3776	D.M.C.	Stranded Cotton	593	0.4
		301	D.M.C.	Stranded Cotton	459	0.3
		3858	D.M.C.	Stranded Cotton	388	0.3
		3857	D.M.C.	Stranded Cotton	498	0.3
		3064	D.M.C.	Stranded Cotton	284	0.2
		436	D.M.C.	Stranded Cotton	761	0.5
		435	D.M.C.	Stranded Cotton	862	0.5
		642	D.M.C.	Stranded Cotton	249	0.2
		640	D.M.C.	Stranded Cotton	273	0.2

Notes

Material Type: Aida Generic White

Sewing Count: 14/inch or 55/100mm

Design Size: 231 x 82 stitches


Sewn Design Size: 16.5 x 5.9 inches or 419 x 149 mm

Suggested Material Size: 22.4 x 11.8 inches or 569 x 299 mm


Stitch Style: Cross-stitch Using 2 strands

Below is a plan showing how the chart pages fit together.
The page number is shown at the top left of each chart page.

A:1	B:1	C:1	D:1
-----	-----	-----	-----








StitchCraft

Design your own Cross Stitch on Computer!


StitchCraft is the perfect tool for anyone who loves needlework. With StitchCraft you can sew the sample charts provided, easily turn photos into ready-to-sew charts or design your own beautiful charts for cross stitch, tapestry, knitting, rug hooking, beadwork and any other grid-based needlework. StitchCraft is easy-to-use leaving you free to be creative!

Over 120 Sample Charts




StitchCraft comes with over 120 ready to sew charts from top designers like DMC, Coats & Vivienne Garforth. The hardest part is choosing which design to sew first!

Design Charts from Photos



Ever wished you could turn favourite photos into needlework designs? Now it's easy! StitchCraft will lead you through the options for your new chart, and in minutes it's ready to print out and sew.


Designing Freehand



How about designing your own chart? StitchCraft has an extensive range of easy-to-use tools for designing your own charts. It won't be long before you're designing like a pro too.

STITCHCRAFT ALLOWS YOU TO:

- Design charts using a large range of tools including full stitch, halfstitch & backstitch
 - Move, copy, mirror & rotate sections of charts
 - View your designs on screen in beautiful lifelike stitches - simulated cross stitch, tent stitch, & beads
 - View by colour, symbols or both
 - Design charts using thread & material colours from on screen catalogs, just like shade cards
 - Match any colour to the nearest catalogue number
 - Change colours and/or symbols at any stage
 - Save cut-outs as library files
 - Print charts in symbols or lifelike stitches
 - Print the instructions & a key
 - Print your designs straight onto material or transfer paper with Stampstitch
 - Share your designs with your friends by e-mail
 - Also StitchCraft comes with full on-screen tutorial, online help, manual & full technical support
- Plus loads more...



For more information please visit us at: www.stitchcraft.info